




**ILLINOIS STATE  
UNIVERSITY**  
*Illinois' first public university.*



**MAKE EXCELLENCE**

*Your New Normal*

Guide for International Students | 2021-2022

# Why Choose ILLINOIS STATE UNIVERSITY?



## #1

Top City for Recent  
College Graduates  
*Pennygeeks.com 2019*

## Top 5%

Best Colleges for the Money  
*College Factual 2020*

## #98

Top Public Schools  
*U.S. News & World Report 2020*

**97%** of our faculty hold the **HIGHEST DEGREE** possible in their field

## 20,878

Students

AVERAGE  
CLASS SIZE  
**33**

## #8

Best program in  
insurance  
*U.S. News & World Report 2021*

## 17:1

Student-to-teacher  
**RATIO**

**572** International Students | **70** Countries | **#197** National Universities

### TOP PROGRAMS

**1 of only 32** Actuarial Science programs in the world named a Global Center of Insurance Excellence Society of Actuaries

**#3** Highest Paid Grads in Computer System Networking  
*College Factual 2020*

**#6** Highest Paid Grads in Fine & Studio Arts  
*College Factual 2020*

**#10** Highest Paid Grads in Journalism  
*College Factual 2020*

**#38** Best College for Information Technology  
*Niche.com 2019*

**#46** Best Audiology Schools  
*U.S. News & World Report 2020*

**#82** Best Speech-Language Pathology Schools  
*U.S. News & World Report 2020*

**#89** Best Graduate Schools for Fine Arts  
*U.S. News & World Report 2020*

**#99** Best Education Schools  
*U.S. News & World Report 2020*

## Business AND INSURANCE



AACSB accreditation in both  
business and accounting

Less than 2% of the world's business schools have accreditation in both programs

### TOP 4 BEST COLLEGES TO STUDY INSURANCE IN THE US *Best's Review 2018*

## #4

Top International  
Business Program  
*Study.com 2019*

## #7

Best Finance & Financial Management  
Colleges for the Money  
*College Factual 2020*

## #138

Best Part-Time  
MBA Program  
*U.S. News & World Report 2020*

### TOP UNIVERSITIES FOR PROFESSIONAL SALES EDUCATION *Sales Education Foundation 2019*



### LOCKED TUITION

Pay the same undergraduate tuition rate for up to four years



# About

## ILLINOIS STATE UNIVERSITY

As Illinois' first public university, Illinois State University has evolved with innovation, but remains grounded in its tradition to teach. The campus community is committed to your success with faculty who provide individualized attention.



### Quality Education with Devoted Faculty

- Our high graduation rate is **23%** above the national average.
- Our faculty are leading scholars and award-winning professionals in their field.
- **\$45 million** in scholarships supporting your education in merit- and need-based financial aid and tuition waivers.



### THE INTO ILLINOIS STATE UNIVERSITY ADVANTAGE

Illinois State University partners with INTO to create a support system for international students. We offer Academic English, International Year One, Graduate Pathway and Direct Entry programs. You will work alongside your American peers and earn credit toward your degree while improving your English skills. After successful completion of your program, you will be able to progress to an Illinois State degree program.

INTO Illinois State offers many services, including:

- Personalized academic, language and cultural support
- Social and cultural activities
- Housing support
- Visa and immigration support

### Leading the Way

We're dedicated to providing an individualized education that will give you the necessary skills to become a leader in your desired field. Leadership opportunities are available through:

- 400+ registered student organizations
- Leadership certificate programs
- Retreat-style programs
- Civic engagement
- Volunteer programs



Illinois State is one of only 50 US colleges to be named a Civic Learning and Democratic Engagement Leadership Institution



#### Fast Facts

Founded: <b>1857</b>
Campus: <b>Normal, Illinois</b>
City Population: <b>132,000</b>
Campus Size: <b>1,000+ acres</b>
Enrollment: <b>20,878</b>
International Students: <b>572</b>
Countries Represented: <b>70</b>
Bachelor's: <b>150+</b>
Master's and PhD: <b>90+</b>



**Virtual Campus Tour** Take a campus tour from home with Illinois State's Virtual Tour at <https://massinteract.com/illinois-state-university/index.htm>

# LIVING IN BLOOMINGTON-NORMAL

Midwestern charm, with big-city amenities



## Things to Do in Bloomington-Normal

- Easily get around town by using the free local bus service
- Visit the shops in Uptown Normal, or see a movie at the historic Normal Theater
- Bike, walk or run along the 70+ kilometer Constitution Trail
- Eat at one of the 350+ restaurants in town—many with international food, like Chinese, Mediterranean, Korean, Indian, Mexican and more
- Attend the renowned Illinois Shakespeare Festival at Ewing Cultural Center
- Join or catch a performance of the university's circus—the first and oldest in the US

Bloomington-Normal Rated #38  
Best College Towns in America

*Best College Reviews 2020*

#4

Least Stressful Cities  
in America

*Smart Asset 2018*

#7

Colleges with the best  
student life in Illinois

*Niche.com 2019*

#10

Best College Towns for Arts and  
Entertainment Opportunities

*AIER 2019*



Photo credit: Courtesy Town of Normal



- Access affordable daily train transportation to Chicago and St. Louis from Uptown Station, just a five-minute walk from campus.
- Catch direct flights from the Bloomington-Normal airport to Atlanta, Chicago, Dallas, Denver and Orlando.



**2-hour**  
drive to Chicago

**2.5-hour**  
drive to St. Louis





# Housing AND Dining

## ON-CAMPUS HOUSING

Program	REQUIRED (2 YEARS)	NOT REQUIRED
Academic English (AE)		■
AE + International Year One (IYO)	■*	
IYO	■*	
Undergraduate Direct	■*	
AE + Graduate Pathway (GPW)		■
GPW		■
Graduate Direct		■

\*Students are required to live on campus for two years from completion of high school. Students who start their study plan two or more years after completing high school are not required to live in on-campus housing. AE+IYO and IYO students who do not otherwise qualify for off-campus housing are required to remain in on-campus housing until their INTO Illinois State study plan is completed and the two-year requirement is met.

Double rooms accommodate two students and have shared, centralized bathrooms.



Double Room  
Hewett and Manchester Halls



## OFF-CAMPUS HOUSING

Bloomington-Normal offers a wide variety of housing options for students. Off-campus housing prices vary based on number of occupants, style, included amenities and length of lease. The average lease is 10-12 months with the average rent between \$500-\$600 per person per month.

Illinois State University offers numerous resources for students to find off-campus housing, including:

- Programs and services to educate students about their rights and responsibilities as a resident in the Bloomington-Normal community
- Services to respond to landlord/tenant issues
- Appointments to review leases for students who have questions
- A comprehensive list of off-campus housing providers and current listings
- Roommate Finder, to help find other students looking for roommates



## ON-CAMPUS DINING

Students living in a residence hall are enrolled in a meal plan that allows them to eat at an on-campus dining center or other on-campus food venue seven days a week. Off-campus students can separately purchase a meal plan or pay for individual meals. Dining centers provide nutritionally balanced options and accommodations for specific dietary needs.

Students can use the following link to access all off-campus housing resources, using their student ID after confirmation:  
<https://offcampushousing.illinoisstate.edu>





# PROGRAMS AND FACILITIES HIGHLIGHTS

## Actuarial Science

STEM

- Top 16 US Actuarial Science Programs *Society of Actuaries 2018*
- One of only three institutions in 2019 to receive the Casualty Actuarial Society University Award for exemplary work in preparing students for a career in actuarial science.
- Job placement for Illinois State Actuarial Science graduates is 98%, with average annual starting salaries of \$67,500.
- 92% overall internship rate, 97% for master's students
- Illinois State is one of only 34 Global Centers of Insurance Excellence *International Insurance Society 2019*

## Fine Arts

- #89 Best Graduate Schools for Fine Art *U.S. News & World Report 2020*
- The College of Fine Arts' \$19.8 million Center for Performing Arts features an 800-seat concert hall and a 450-seat theatre.
- Our extensive visiting artists program exposes students to a wide range of contemporary artists in all disciplines.
- As a fine arts student, you'll have a creative edge above the crowd. You've had to think on your feet and speak, at the very least, in front of an audience. Apply what you've mastered to areas beyond the stage through entrepreneurship classes, specialized business-of-the-arts programs and connections within our alumni network.

## Kinesiology and Recreation

- We offer master's programs in athletic training, biomechanics, exercise physiology, physical education pedagogy, psychology of sport and physical activity, recreation administration and sports management.
- The Biomechanics Lab is a high-tech facility that provides insight to improving skill performance, understanding skill development and identifying overuse injuries.
- Our students travel to national conferences, such as the American College of Sports Medicine and the National Strength and Conditioning Association, to present research each year.

## Technology

STEM

- The Department of Technology's \$1.2 million, state-of-the-art Integrated Manufacturing Laboratory was funded by Caterpillar and features 10 automated work stations, each with an industrial robot.
- The recent job placement rate for Department of Technology master's graduates was 99% in 2019.
- The department supports six registered student organizations, giving students many different opportunities to network with their peers and future employers.



STUDENTS LOVE OUR WALKABLE, ACCESSIBLE CAMPUS, ESPECIALLY THE BEAUTIFUL, PARK-LIKE QUAD. THE QUAD IS THE CENTER OF CAMPUS AND OFTEN HOSTS CONCERTS, FESTIVALS AND OTHER OUTDOOR EVENTS.



400+ ILLINOIS STATE STUDENT ATHLETES COMPETE IN 19 SPORTS. OUR ATHLETICS ARE NCAA DIVISION I, THE MOST COMPETITIVE COLLEGIATE LEVEL. REGGIE REDBIRD HAS BEEN OUR TEAM MASCOT SINCE 1960.



ILLINOIS STATE'S STUDENT FITNESS CENTER, BUILT IN 2011, HAS EARNED NATIONAL RECOGNITION FOR BEING ONE OF THE BEST IN THE NATION. STUDENTS CAN USE THE FITNESS CENTER AT NO COST.



# ILLINOIS STATE

is home to 400+ student organizations. Find your place in our campus community.



Engineering  
Technology  
Accreditation  
Commission

# CAREER OPPORTUNITIES



**80%** of international students go on to use Optional Practical Training (OPT) or continue on to higher degrees within 3 months of graduating

*Office of International Programs and Services 2018-2019*



**Top 10%** graduation rate of all schools in the nation

*U.S. Department of Education 2019*



**#1** Top City for Recent College Graduates thanks to its thriving job market, average salaries and average cost of living

*Pennygeeks.com 2020*



Illinois State international graduates have worked or interned for many top companies, including:

- AON
- BMW
- Caterpillar
- Deloitte
- Exelon
- Google
- IBM
- JPMorgan Chase
- Mercer
- Morgan Stanley
- Motorola
- Prudential Financial
- R.R. Donnelley
- State Farm
- Swiss Re
- Willis Towers Watson

## Find Your Dream Job

Our Career Center helps you prepare for and find employment by providing:

- Career advisement, job fairs, workshops and other resources
- Free résumé and business card printing
- Available private space for phone and virtual interviews
- GoinGlobal, an online career tool kit that contains a database of more than 16 million job and internship listings and profiles of thousands of key employers from all over the world. It features a H1B visa search engine that allows students to identify US employers who are seeking international talent. GoinGlobal also contains numerous career guides and other helpful tools for international students.



- 680+ companies recruit students on campus
- More than 50 STEM degree options (including undergraduate business management)
  - Up to three years of work eligibility in the US after graduation
  - 177 graduates currently participate in Optional Practical Training (OPT), 66 as STEM-OPT
- 80% of international graduate students had paid research or teaching positions in 2018-19
- More than 63% of Illinois State seniors hold internships
- Illinois State has 65 individual internship coordinators, covering every department on campus, to help students prepare and find internships



"My professors at Illinois State helped provide resources necessary to get into the world and succeed in the workforce. They were available 24/7. They prepared me in the right areas to get me ready for the professional world."

**Ama, Ghana**  
Investment Analyst, Prudential Financial  
Class of 2018

Bloomington-Normal is located within three hours of three major cities: Chicago, St. Louis and Indianapolis.

You can take advantage of being in a smaller community where it's easier to make your mark as you build your skill set. When you're ready to move on to larger corporations, you can easily seek out limitless opportunities in major cities nearby.



Illinois is ranked No.4 in the US for the most Fortune 500 company headquarters. *Fortune.com 2020*

Some of the Fortune 500 companies headquarters located in Illinois include:

- Boeing
- Caterpillar
- Discover Financial Services
- Exelon
- McDonald's
- Mondelez
- Motorola Solutions
- R.R. Donnelley & Sons
- State Farm Insurance
- United Airlines
- United Continental Holdings



# ACADEMIC PROGRAMS

**FIND YOUR DEGREE.** With a wide range of subject areas and admissions options, you can find the perfect degree for your chosen career. You can choose to apply for direct entry to the university or for a Pathway program that provides extra academic, language and cultural support. From the day you apply to the day you graduate, we are here to help you succeed every step of the way. Flip to the back cover to learn how to apply.

**B = Bachelor's**      **M = Master's**      **D = Doctorate**

**GP** Graduate Pathway program that can lead to this degree is indicated in red. This degree is also available through direct admission.

- This Illinois State degree program is available through direct admission.
- ▶ Designated STEM degree by the U.S. Department of Homeland Security

## International Year One

Indicates the International Year One program that should be taken to progress to an undergraduate academic program. This program is also available through direct admission.

- |                               |  |
|-------------------------------|--|
| <b>BU</b> Business            | <b>GE</b> General                                  |
| <b>CS</b> Computer Science    | <b>ST</b> Science, Applied Sciences and Technology |
| <b>IS</b> Information Systems | <b>FA</b> Fine Arts                                |

	B	M	D
<b>College of Applied Science and Technology</b>			
Agriculture [BS options: Agribusiness; Agriculture Communications and Leadership; Agriculture Teacher Education; Agronomy Management; Animal Industry Management; Animal Science; Crop and Soil Science; Food Industry Management; Horticulture and Landscape Management; Pre-Veterinary Medicine] [MS options: Agribusiness; Agricultural Education and Leadership; Agriscience]	ST	•	
▶ <b>Computer Science</b> [BS options: General Computer Science; Web Computing]	CS	GP	
▶ Computer Systems Technology	CS		
Construction Management	ST		
Criminal Justice Sciences	GE	•	
▶ Cybersecurity	IS		
▶ Engineering Technology	ST		
▶ Environmental Health and Sustainability	ST		
Exercise Science [BS options: Allied Health Professions; Health and Human Performance]	GE		
<b>Family and Consumer Sciences</b> [BA/BS options: General Family and Consumer Sciences; Family and Consumer Science Teacher Education] [MA/MS options: Human Development and Family Science; <b>Fashion Design; Fashion Merchandising; Interior Design; Food, Nutrition and Dietetics</b> ]	GE	GP	
Fashion Design and Merchandising [See Family and Consumer Sciences for MA/MS options]	GE		
Food, Nutrition and Dietetics [BA/BS options: Food and Nutrition Management; Dietetics] [See Family and Consumer Sciences for MA/MS option]	GE		
Graphic Communications	GE		
Health Informatics and Management [BS options: General Health Information Management; Registered Health Information Technician - HIM Emphasis]	GE		
Health Promotion and Education [BS options: Community Health Promotion, School Health Education]	GE		
Human Development and Family Science [See Family and Consumer Sciences for MA/MS option]	GE		
▶ <b>Information Systems</b> [BS options: Information Systems; Integration of Enterprise Systems, Systems Development/Analyst; Web Application Development] [MS options: <b>Geographic Information Systems; Internet Application Development; Network and Security Management; Systems Development</b> ]	IS	GP	
Interior Design [See Family and Consumer Sciences for MA/MS option]	GE		
<b>Kinesiology and Recreation</b> [MS options: Applied Community and Economic Development; Athletic Training; <b>Biomechanics; Exercise Physiology</b> ; Psychology of Sport and Physical Activity; Recreation Administration; Sport Management]		GP	
▶ Network and Telecommunications Management	IS		
Physical Education Teacher Education	GE	•	
Recreation and Park Administration [BS options: Recreation Management, Therapeutic Recreation]	GE	•	

	B	M	D
Renewable Energy	ST		
▶ <b>Technology</b> [BS option: Technology and Engineering Education*] [MS options: <b>Project Management; Quality Management and Analytics</b> ; STEM Education and Leadership*]	ST	GP	
<b>College of Arts and Sciences</b>			
Anthropology [MA/MS option: Applied Community and Economic Development]	GE	•	
▶ <b>Applied Economics</b> [MA/MS options: <b>Electricity, Natural Gas and Telecommunications Economics; Financial Economics; General; Quantitative Economics</b> ]		GP	
Audiology	GE		•
▶ Biochemistry	ST		
▶ Biological Sciences [BS options: Biology Teacher Education*, Conservation Biology; General Biology; Molecular and Cellular Biology; Physiology; Neuroscience and Behavior; Plant Biology; Zoology] [MS options: Biological Sciences; Behavior, Ecology; Evolution and Systematics; Bioenergy; Biomathematics; Biotechnology; Conservation Biology; Neuroscience and Physiology] [PhD options: Biological Sciences; Behavior, Ecology; Evolution and Systematics; Molecular and Cellular Biology; Neuroscience and Physiology]	ST	•	•
▶ Chemistry [BS options: General Chemistry, Chemistry Teacher Education] [MS option: Chemistry]	ST	•	
Communication		•	
Communication Studies [BA/BS options: Communication Studies, Communication Science and Disorders, Interpersonal, Organizational and Leadership Communication, Political Communication]	GE		
Economics [BA/BS options: General Economics, Managerial Economics]	ST		
English [BA options: General English; Creative Writing; English Teacher Education; Technical Writing and Rhetoric]	GE	•	
English Studies			•
▶ Environmental Systems Sciences and Sustainability	ST		
European Studies	GE		
French [BA options: French Teacher Education; General French]	GE		
Geography [BA/BS options: General Geography, Geography Social Science Teacher Education]	GE		
▶ Geology [BS options: Traditional Geology]	ST		
German [BA options: General German, German Teacher Education]	GE		
History [BA/BS options: History-Social Sciences Teacher Education, General History]	GE	•	
▶ <b>Hydrogeology</b>		GP	
Interdisciplinary Studies [BA/BS options: Individualized, Multidisciplinary Studies]	GE		
Journalism	GE		
Languages, Literatures, and Cultures [MA options: Spanish]			•
Legal Studies	GE		

	B	M	D
Mass Media [BA/BS options: Media Arts; Media Management; Promotion and Sales]	GE		
▶ <b>Mathematics</b> [BS options: Actuarial Science, General Mathematics, Statistics, Mathematics Teacher Education] [MS options: <b>Mathematics; Actuarial Science; Applied Statistics; Biomathematics</b> ; Elementary and Middle School Mathematics Education] [PhD option: Mathematics Education]	ST	GP	•
Philosophy	GE		
▶ Physics [BS options: General Physics; Computational Physics; Engineering Physics; Physics Teacher Education]	ST		
Political Science [MA/MS options: Applied Community and Economic Development; Political Science; Global Politics; Public Service]	GE	•	
Psychology [MA/MS options: Clinical-Counseling Psychology; Cognitive and Behavioral Sciences; Developmental Psychology; Industrial/Organizational-Social Psychology; Quantitative Psychology; Specialist in School Psychology]	GE	•	
Public Relations	GE		
School Psychology			•
Social Work [MSW options: Child and Family Practice; Gerontology Practice; School Social Work]	GE	•	
Sociology [MS options: Sociology; Applied Community and Economic Development]	GE	•	
Spanish [BA options: General Spanish, Spanish Teacher Education]	GE		
Speech Language Pathology	GE	•	

## College of Business

<b>Accountancy</b> [BS/MPA options: Accountancy and Information Systems, Professional Accountancy] [BS options: Business Information Systems, Career Specialty, Financial Accounting] [MS option: <b>Accountancy</b> ]	BU	GP	
<b>Business Administration</b>			
Business Information Systems	BU		
Business Education [BA/BS/BS.ED options: Business Teacher Education, Training and Development]	GE	•	
Finance	BU		
International Business	BU		
▶ Management [BS options: Entrepreneurship and Small Business Management; Human Resource Management; Organizational Leadership]	BU		
Marketing [BS options: General Marketing, Integrated Marketing Communication, Professional Sales, Advanced Marketing Analytics]	BU		
Risk Management and Insurance [BS options: Business Information Systems; Risk Management and Insurance]	BU		

	B	M	D
<b>College of Education</b>			
College Student Personnel Administration			•
Early Childhood Education	GE		
Elementary Education [BS/BS.ED options: Elementary Education, Bilingual/Bicultural Teacher Education (English-Spanish)]	GE		
Educational Administration [MS/MS.ED options: Educational Administration, Principal - MS.ED only, Teacher Leader - MS.ED only] [ED.D/PhD option: Educational Administration]			•
Middle Level Teacher Education	GE		
Special Education [BS.ED options: Specialist in Deaf and Hard of Hearing; Specialist in Learning and Behavior; Specialist in Low Vision and Blindness] [Ed.D. option: Special Education]	GE		•
<b>Teaching and Learning</b>			GP
<b>Wonsook Kim College of Fine Arts</b>			
Art [BA option: Art History] [BS option: Art Teacher Education] [MS option: Art Education, MA option: Visual Culture]	FA		•
<b>Creative Technologies</b> [BA/BS options: Game Design, Interdisciplinary Technologies]	FA	GP	
Graphic Design	FA		
<b>Music</b> [BS options: General Music, Music Business, BM options: Music Composition, Music Composition - Theory Emphasis, Music Therapy, New Media Composition] [MM options: <b>Music Composition</b> , Music Therapy]	FA	GP	
Music Education [BME options: Choral-General-Keyboard, Choral-General-Vocal, Instrumental Band, Instrumental Orchestra] [MMED option: Music Education] [MM option: String Pedagogy]	FA	•	
<b>Music Performance</b> [BM options: Band and Orchestra Instruments Performance; Classical Guitar Performance; Keyboard Performance; Voice Performance, Jazz Studies] [MM options: <b>Collaborative Piano; Conducting; Jazz Performance, Music Performance</b> ]	FA	GP	
<b>Studio Arts</b> [BA/BS options: Ceramics; Drawing; Expanded Media; Glass; Intaglio; Lithography; Painting; Photography; Sculpture; Video; Wood/Metals] [MFA options: <b>Ceramics; Drawing; Expanded Media; Glass; Intaglio; Lithography; Painting; Photography; Sculpture; Video; Wood/Metals</b> ]	FA	GP	
<b>Theatre</b> [BA/BS options: Acting; Dance Performance; Dance Teacher Education; Design/Production; Theatre, Film and Digital Media; Theatre Studies; Theatre Teacher Education] [MA/MFA options: Costume Design, Directing, Lighting Design, Scene Design] [MA/MS option: Theatre Directing, <b>Theatre Studies</b> ]	FA	GP	
<b>Mennonite College of Nursing</b>			
Nursing [BSN options: Traditional BSN (Pre-Licensure), Accelerated BSN] [MSN options: Family Nurse Practitioner]		•	•
Nursing Practice			•





# UNDERGRADUATE ADMISSIONS

We offer several routes to admission. With more than 150 bachelor's degrees, including programs with flexible study plans and start dates throughout the year, we will help you find the option that's right for you.

We don't design our programs for one type of student; our programs are built for everyone. Where you will begin depends on your grades and English level. Where you end up is where you want to be: graduating with a bachelor's from Illinois State.

→ **DIRECT ENTRY:** If you meet the academic and English language requirements for your degree program, you can apply directly to Illinois State University.

To apply, you will need the following required documents: declarations, high school transcripts, university transcripts (for transfer applicants), proof of high school completion, portfolios and auditions (Fine Arts programs), passport and English test score. An application fee may apply. For more information, visit [illinoisstate.edu/admissions/international/requirements](http://illinoisstate.edu/admissions/international/requirements)

→ **INTERNATIONAL YEAR ONE:** International Year One allows you to begin earning credits toward your degree even if you do not meet the academic and English requirements for direct entry. You will receive additional academic, English language and cultural support to help you successfully complete your first year and graduate in the same amount of time as direct entry students. For more information, visit [www.intostudy.com/illinoisstate/programs](http://www.intostudy.com/illinoisstate/programs)

Entry Requirements					
PROGRAM	DIRECT	INTERNATIONAL YEAR ONE			Other
		1-SEMESTER	2-SEMESTER	3-SEMESTER	
Program requirements	High school diploma	High school diploma			
Minimum GPA Equivalent	3.0 Freshman admission 2.0-3.0 Transfer admission	2.25	2.25	2.25	
TOEFL iBT	79	79	60	50	
IELTS	6.5	6.5	5.5	5.0	
IELA	N/A	176	162	154	
Duolingo	105	105	90	75	
Academic English	N/A	N/A	Level 4	N/A	

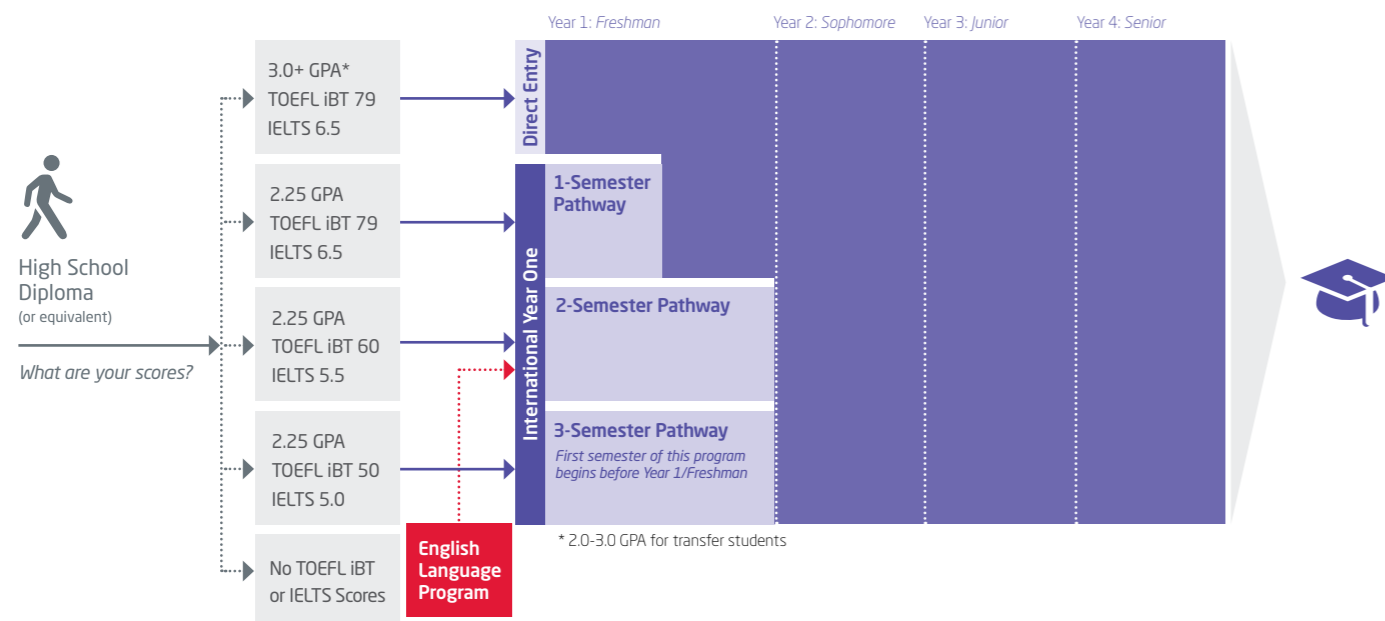
Note: Entry requirements are subject to change and may vary by program.

Institutional Code	TOEFL: 1319	SAT: 1319	ACT: 1042
--------------------	-------------	-----------	-----------

Dates		
PROGRAM	DIRECT	INTERNATIONAL YEAR ONE
Start Dates	Fall 2021: Aug 2021 Spring 2022: Jan 2022 Summer 2022: May 2022	Fall 2021: Aug 9, 2021 Spring 2022: Jan 3, 2022

→ **ENGLISH LANGUAGE PROGRAM:** If you do not meet the direct or International Year One entry language requirements, you can enter our Academic English program to improve your academic and language skills. Once you have achieved the required language level, you can progress to International Year One. Learn more on page 21.

## Undergraduate Degree Program



## International Year One Programs

\* Estimated credits remaining after Pathway/Total credit hours needed to complete degree.

Semester(s)	Start Dates		Credits*	Entry Requirements: High School Diploma					Progression Requirements	
	Fall	Spring		GPA	TOEFL iBT	IELTS	IELA	Duolingo	GPA	Other
<b>Business</b>										
3-Semester	•		85/120	2.25	50	5.0	154	75	2.5	• No grade below C • No I or W grades
2-Semester	•	•	89/120		60	5.5	162	90		
1-Semester	•	•	104/120		79	6.5	176	105		
<b>Computer Science</b>										
3-Semester	•		83/120	2.25	50	5.0	154	75	2.5	• No grade below C • No I or W grades
2-Semester	•	•	87/120		60	5.5	162	90		
1-Semester	•	•	103/120		79	6.5	176	105		
<b>Fine Arts</b>										
3-Semester	•		80-86/120	2.25	50	5.0	154	75	2.5	• No grade below C • No I or W grades
2-Semester	•	•	84-90/120		60	5.5	162	90		
1-Semester	•	•	102-105/120		79	6.5	176	105		
<b>General</b>										
3-Semester	•		86/120	2.25	50	5.0	154	75	2.5	• No grade below C • No I or W grades
2-Semester	•	•	90/120		60	5.5	162	90		
1-Semester	•	•	105/120		79	6.5	176	105		
<b>Information Systems</b>										
3-Semester	•		84/120	2.25	50	5.0	154	75	2.5	• No grade below C • No I or W grades
2-Semester	•	•	88/120		60	5.5	162	90		
1-Semester	•	•	103/120		79	6.5	176	105		
<b>Science, Applied Sciences and Technology</b>										
3-Semester	•		83/120	2.25	50	5.0	154	75	2.5	• No grade below C • No I or W grades
2-Semester	•	•	87/120		60	5.5	162	90		
1-Semester	•	•	103/120		79	6.5	176	105		

Entry and progression requirements are subject to change and may vary by program.

\*Some majors have limited elective options, and students may be required to earn more than 120 credits to graduate.

## [SAMPLE INTERNATIONAL YEAR ONE PROGRAM] Science, Applied Sciences and Technology

2-Semester Pathway	Degree Program Components	Program Information
Fall: August 9, 2021 Spring: January 3, 2022	120 credit hour program 33 credit hours apply from Pathway 87 credit hours remaining toward degree	
<b>Entry Requirements</b>	<b>Semester 1 Course Title Credit Hours</b>	<b>Progression Requirements</b>
• High school diploma with equivalent of 2.25 GPA out of 4.0	IDS 103 Writing for Academic Purposes 3	• 2.5 GPA
• Language requirement:	IDS 104 Communication for Academic Purposes 3	• No W or I grade in a class
• TOEFL iBT 60	IDS 105 Reading for Academic Purposes 3	• No grade below C
• IELTS 5.5	MATH 145* Calculus I 4	
• IELA 162	BSC 196 Biological Diversity 4	<i>Courses shown in purple are delivered through the INTO Illinois State Center and are for Pathway students only.</i>
• Duolingo 90	<b>Total 17</b>	
	<b>Semester 2 Course Title Credit Hours</b>	<b>Notes</b>
	IDS 130 Advanced Writing for Academic Purposes 3	*Dependent on results of math placement exam.
	IDS 131 Advanced Academic Skills 3	Some majors have limited elective options, and students may be required to earn more than 120 credits to graduate.
	CHE 140 General Chemistry 4	
	Major Class or MQM 100 Statistical Reasoning 3	
	ANT 185 Cultures of the World 3	
	<b>Total 16</b>	
<b>1-Semester Pathway</b>	<b>Degree Program Components</b>	
Fall: August 9, 2021 Spring: January 3, 2022	120 credit hour program 17 credit hours apply from Pathway 103 credit hours remaining toward degree	
<b>Entry Requirements</b>	<b>Semester 1 Course Title Credit Hours</b>	
• High school diploma with equivalent of 2.25 GPA out of 4.0	IDS 130 Advanced Writing for Academic Purposes 3	
• Language requirement:	IDS 131 Advanced Academic Skills 3	
• TOEFL iBT 79	CHE 140 General Chemistry 4	
• IELTS 6.5	MATH 145* Calculus I 4	
• IELA 176	ANT 185 or HIS 104 Cultures of the World or History of Asia, Middle East, Africa, Latin America or Indigenous People 3	
• Duolingo 105	<b>Total 17</b>	

IllinoisState.edu/academics



## US UNDERGRADUATE EDUCATION SYSTEM

To graduate with your 4-year undergraduate degree, you will need to take the following classes:

**Core classes:** General education courses can include English composition, social sciences, humanities, history, mathematics and natural/physical science. These are typically taken at the beginning of your degree.

**Major classes:** These classes will be about the specific field of study you chose. They are typically taken toward the last part of your degree.

# GRADUATE ADMISSIONS

Illinois State University offers 90+ master's degrees to help you develop your passion, strengths and skills into a career. There are multiple ways to begin your graduate studies.

How you start your program depends on your academic profile and your English level. How you finish your program is exactly how you pictured: graduating with a master's or PhD from Illinois State.

→ **Direct Entry:** If you meet the academic and English language requirements for your degree program, you can apply directly to Illinois State.

To apply, you will need the following required documents: declarations, university transcripts, proof of degree, personal statement, portfolios and auditions (for applicable programs), passport and English test score. An application fee may apply. Some programs may also require GRE or GMAT scores.

Graduate degrees are competitive, and an extensive review of your application will be done. Please expect a longer turnaround for an admissions decision. For more information, visit [illinoisstate.edu/admissions/international/requirements](http://illinoisstate.edu/admissions/international/requirements)

→ **Graduate Pathway:** Our Graduate Pathways allow you to begin earning credits toward your degree even if you do not meet the academic and English requirements for direct entry. The program will help build the academic foundation and essential English language skills you need to successfully progress to your master's degree. For more information, visit [www.intostudy.com/illinoisstate/programs](http://www.intostudy.com/illinoisstate/programs)

→ **English Language Program:** If you do not meet the direct or Graduate Pathway program entry language requirements, you can enter our Academic English program to improve your academic and language skills. Once you have achieved the required language level, you can progress to a Graduate Pathway program. Learn more on page 21.

Entry Requirements			
PROGRAM	DIRECT	GRADUATE PATHWAY	
		1-SEMESTER	2-SEMESTER
<b>Program requirements</b>	<ul style="list-style-type: none"> <li>Bachelor's degree or equivalent</li> <li>Minimum GRE or GMAT, if required by desired degree program</li> <li>The degree program you select may have additional requirements with which you must comply</li> </ul>	Bachelor's degree or equivalent	
<b>Minimum GPA Equivalent</b>	2.8-3.25	2.3-2.5	2.3-2.5
<b>TOEFL iBT</b>	79-100	79	65-79
<b>IELTS</b>	6.5-7.0	6.5	5.5-6.0
<b>IELA</b>	N/A	176	169-176
<b>Duolingo</b>	105-120	105	95
<b>Academic English</b>	N/A	N/A	Level 4
<b>Notes:</b> Entry requirements are subject to change and may vary by program			
<b>Institutional Code</b>	<b>TOEFL:</b> 1319	<b>GRE:</b> 1319	<b>GMAT:</b> Select Illinois State University and the department you are applying to.
Dates			
PROGRAM	DIRECT	GRADUATE PATHWAY	
<b>Start Dates</b>	Fall 2021: Aug 2021 Spring 2022: Jan 2022 Summer 2022: May 2022	Fall 2021: Aug 9, 2021 Spring 2022: Jan 3, 2022	

[SAMPLE GRADUATE PATHWAY PROGRAM] Graduate Pathway in MBA with Business Background			
2-Semester Pathway	Degree Program Components		Program Information
Fall: August 9, 2021 Spring: January 3, 2022	36 credit hour program 12 credit hours apply from Pathway 24 credit hours remaining toward degree		
<b>Entry Requirements</b>	<b>Semester 1</b>	<b>Course Title</b>	<b>Credit Hours</b>
<ul style="list-style-type: none"> <li>Completion of an undergraduate degree with background coursework in business*, with 2.5 GPA out of 4.0</li> <li>Language requirements                             <ul style="list-style-type: none"> <li>TOEFL 65</li> <li>IELTS 5.5</li> <li>IELA 169</li> <li>Duolingo 95</li> </ul> </li> </ul>	IDS 403	Writing for Academic Purposes	3
	IDS 405	Reading for Academic Purposes	3
	MBA 411	Fundamentals of Strategic Decision Making	3
	MBA 430	Advanced Marketing Management	3
	<b>Total</b>	<b>12</b>	
	<b>Semester 2</b>	<b>Course Title</b>	<b>Credit Hours</b>
	IDS 401	Advanced Writing for Graduate Students	3
	MBA 416	Applied Tools for Business Decision Making	3
	MBA 421	Analysis of Organizational Behavior	3
	<b>Total</b>	<b>9</b>	
	<b>Progression Requirements</b>		
	<ul style="list-style-type: none"> <li>3.0 GPA</li> <li>No grade below B</li> <li>No I or W grades</li> </ul>		
	*Background in the following coursework required: business law essentials; business math and statistics; fundamentals of economics (to include micro and macro economics); financial accounting; managerial accounting; principles of management; principles of marketing; corporate finance		
	<b>Notes</b>		
	These courses are generally delivered through the INTO Center and are for Pathway students only.		
1-Semester Pathway	Degree Program Components		Program Information
Fall: August 9, 2021 Spring: January 3, 2022	36 credit hour program 9 credit hours apply from Pathway 27 credit hours remaining toward degree		
<b>Entry Requirements</b>	<b>Semester 1</b>	<b>Course Title</b>	<b>Credit Hours</b>
<ul style="list-style-type: none"> <li>Completion of an undergraduate degree with background coursework in business*, with 2.5 GPA out of 4.0</li> <li>Language requirements                             <ul style="list-style-type: none"> <li>TOEFL 79</li> <li>IELTS 6.5</li> <li>IELA 176</li> <li>Duolingo 105</li> </ul> </li> </ul>	IDS 401	Advanced Academic Skills for Graduate Students	3
	MBA 421 or	Analysis of Organizational Behavior or	
	MBA 430	Advanced Marketing Management	3
	MBA 468	Management Information Systems: Organizational and Technological Issues	3
	MBA 416	Applied Tools for Business Decision Making	3
	<b>Total</b>	<b>12</b>	

## Graduate Pathway Programs

\*Estimated credits remaining after Pathway/Total credit hours needed to complete degree.

Semester	Start Dates		Credits*	Entry Requirements				Progression Requirements			
	Fall	Spring		GPA	Bachelor's Degree	TOEFL	IELTS	IELA	Duolingo	GPA	Other
<b>Accountancy with Accounting Degree</b>											
2-Semester	•	•	24-27/30-45	2.5	Bachelor's degree or equivalent in Accounting	70	6.0	172	95	3.0	<ul style="list-style-type: none"> <li>No grade below B</li> <li>No W or I grade in a class</li> <li>GMAT 500</li> </ul>
1-Semester	•	•	27-36/30-45			79	6.5	176	105		
<b>Accountancy with Non-Accounting Degree</b>											
2-Semester	•	•	27-36/30-54	2.5	Bachelor's degree or equivalent	70	6.0	172	95	3.0	<ul style="list-style-type: none"> <li>No grade below B</li> <li>No W or I grade in a class</li> <li>GMAT 500</li> </ul>
1-Semester	•	•	27-45/30-54			79	6.5	176	105		
<b>Actuarial Science</b>											
2-Semester	•	•	14-20/30-32	2.5	Bachelor's degree or equivalent Some prerequisite mathematics courses may be required	65	5.5	169	95	3.0	<ul style="list-style-type: none"> <li>No grade below B</li> <li>No W or I grade in a class</li> </ul>
1-Semester	•	•	23-25/30-32			79	6.5	176	105		
<b>Computer Science with Background</b>											
2-Semester	•	•	21/33	2.5	Bachelor's degree or equivalent in Computer Science or related field Students may be required to complete 1-2 pre-requisite courses in addition to degree requirements	65	5.5	169	95	3.0	<ul style="list-style-type: none"> <li>No grade below B</li> <li>No W or I grade in a class</li> </ul>
1-Semester	•	•	24/33			79	6.5	176	105		
<b>Computer Science without Background</b>											
2-Semester	•	•	33/33	2.5	Bachelor's degree or equivalent in technical area of study, such as analytics, statistics, math, physics and engineering 1-semester students must have background in Java. Students will be required to complete up to 7 pre-requisite courses in addition to degree requirements	65	5.5	169	95	3.0	<ul style="list-style-type: none"> <li>No grade below B</li> <li>No W or I grade in a class</li> </ul>
1-Semester	•	•	33/33			79	6.5	176	105		
<b>Creative Technology</b>											
2-Semester	•	•	25/39	2.5	Bachelor's degree or equivalent Portfolio of creative work Letters of application stating your interest and emphasis Writing sample: poetry, short story, script or essay	65	5.5	169	95	3.0	<ul style="list-style-type: none"> <li>No grade below B</li> <li>No W or I grade in a class</li> </ul>
1-Semester	•	•	29/39			79	6.5	176	105		
<b>Economics [MA/MS: Applied Economics; Electricity, Natural Gas, and Telecommunications Economics; Financial Economics]</b>											
2-Semester	•	•	22/34	2.5	Bachelor's degree or equivalent and completion of specific undergraduate courses with a grade of B or better	65	5.5	169	95	3.0	<ul style="list-style-type: none"> <li>No grade below B</li> <li>No W or I grade in a class</li> </ul>
1-Semester	•	•	25/34			79	6.5	176	105		
<b>Fashion Design</b>											
2-Semester	•	•	27/39	2.5	Bachelor's degree or equivalent	65	5.5	169	95	3.0	<ul style="list-style-type: none"> <li>No grade below B</li> <li>No W or I grade in a class</li> </ul>
1-Semester	•	•	30/39			79	6.5	176	105		
<b>Fashion Merchandising</b>											
2-Semester	•	•	27/39	2.5	Bachelor's degree or equivalent	65	5.5	169	95	3.0	<ul style="list-style-type: none"> <li>No grade below B</li> <li>No W or I grade in a class</li> </ul>
1-Semester	•	•	30/39			79	6.5	176	105		
<b>Food, Nutrition and Dietetics</b>											
2-Semester	•	•	27/39	2.5	Bachelor's degree or equivalent in Food, Nutrition, Dietetics or related field	65	5.5	169	95	3.0	<ul style="list-style-type: none"> <li>No grade below B</li> <li>No W or I grade in a class</li> </ul>
1-Semester	•	•	30/39			79	6.5	176	105		
<b>Human Development and Family Science</b>											
2-Semester	•	•	27/39	2.5	Bachelor's degree or equivalent in Human Development, Psychology, Sociology or related field Students without human development background may be required to take up to 3 prerequisites during their Pathway program	65	5.5	169	95	3.0	<ul style="list-style-type: none"> <li>No grade below B</li> <li>No W or I grade in a class</li> </ul>
1-Semester	•	•	30/39			79	6.5	176	105		
<b>Hydrogeology</b>											
2-Semester	•	•	20/32	2.5	Bachelor's degree or equivalent in Geology or completion of specific courses	65	5.5	169	95	3.0	<ul style="list-style-type: none"> <li>No grade below B</li> <li>No W or I grade in a class</li> </ul>
1-Semester	•	•	23/32			79	6.5	176	105		
<b>Information Systems with IS Background [MS in General; Geographic Information Systems; Internet Application Development; Network and Security Management; Systems Development]</b>											
2-Semester	•	•	27/39**	2.5	Bachelor's degree or equivalent in Information Systems and completion of specific undergraduate courses with a grade of B or better	65	5.5	169	95	3.0	<ul style="list-style-type: none"> <li>No grade below B</li> <li>No W or I grade in a class</li> </ul>
1-Semester	•	•	30/39**			79	6.5	176	105		
<b>Information Systems with Non-Information Systems Background [MS in General; Geographic Information Systems; Internet Application Development; Network and Security Management; Systems Development]</b>											
2-Semester	•	•	39-48/51-60†	2.5	Bachelor's degree or equivalent	65	5.5	169	95	3.0	<ul style="list-style-type: none"> <li>No grade below B</li> <li>No W or I grade in a class</li> </ul>
1-Semester	•	•	45/51-60†			79	6.5	176	105		
<b>Interior Design</b>											
2-Semester	•	•	27/39	2.5	Bachelor's degree or equivalent Depending on their undergraduate degree, students may have to take up to 6 prerequisites	65	5.5	169	95	3.0	<ul style="list-style-type: none"> <li>No grade below B</li> <li>No W or I grade in a class</li> </ul>
1-Semester	•	•	30/39			79	6.5	176	105		
<b>Kinesiology and Recreation [MS in Biomechanics; Exercise Physiology]</b>											
2-Semester	•	•	15/33	2.5	Bachelor's degree or equivalent in Kinesiology, Exercise Physiology, Biomechanics, Motor Learning or Physical Therapy	65	5.5	169	95	3.0	<ul style="list-style-type: none"> <li>No grade below B</li> <li>No W or I grade in a class</li> </ul>
1-Semester	•	•	24/33			79	6.5	176	105		
<b>Mathematics [MS in Mathematics; Applied Statistics; Biomathematics]</b>											
2-Semester	•	•	16-18/30-32	2.3	Bachelor's degree or equivalent in Mathematics	65	5.5	169	95	3.0	<ul style="list-style-type: none"> <li>No grade below B</li> <li>No W or I grade in a class</li> </ul>
1-Semester	•	•	24-25/30-32			79	6.5	176	105		
<b>MBA with Business Background</b>											
2-Semester	•	•	24/36	2.5	Bachelor's degree or equivalent with background coursework in business	65	5.5	169	95	3.0	<ul style="list-style-type: none"> <li>No grade below B</li> <li>No W or I grade in a class</li> </ul>
1-Semester	•	•	27/36			79	6.5	176	105		

Entry and progression requirements are subject to change and may vary by program.  
\*\*Some students may need to take up to 3 prerequisite courses, which will increase the number of credits needed for degree.  
†Students may be required to take up to 7 prerequisite courses

\* Estimated credits remaining after Pathway/Total credit hours needed to complete degree.

Semester	Start Dates		Credits*	Entry Requirements				Progression Requirements			
	Fall	Spring		GPA	Bachelor's Degree	TOEFL	IELTS	IELA	Duolingo	GPA	Other
<b>MBA with Non-Business Background - Plan A</b>											
2-Semester	•	•	36/36-43*	2.5	Bachelor's degree or equivalent No work experience required	65	5.5	169	95	3.0	<ul style="list-style-type: none"> <li>No grade below B</li> <li>No W or I grade in a class</li> <li>GMAT 450</li> <li>Successful completion of all Business modules and courses</li> </ul>
<b>MBA with Non-Business Background - Plan B</b>											
2-Semester	•	•	27/36-43*	2.5	Bachelor's degree or equivalent No work experience required	79	6.5	176	105	3.0	<ul style="list-style-type: none"> <li>No grade below B</li> <li>No W or I grade in a class</li> <li>Successful completion of all Business modules and courses</li> </ul>
<b>Music [MM in Music Conducting; Collaborative Piano; Music Composition; Music Performance]</b>											
2-Semester	•	•	20-21/34-35	2.5	Bachelor's degree or equivalent in Music Audition required	65	5.5	169	95	3.0	<ul style="list-style-type: none"> <li>No grade below B</li> <li>No W or I grade in a class</li> </ul>
1-Semester	•	•	25-26/34-35			79	6.5	176	105		
<b>Studio Arts</b>											
2-Semester	•		48/60	2.3	Bachelor's degree or equivalent Portfolio of creative work 5-page sample of your academic writing Statement addressing ideas central to your current work and intentions for graduate study, as well as your studio discipline	65	5.5	169	95	3.0	<ul style="list-style-type: none"> <li>No grade below B</li> <li>No W or I grade in a class</li> </ul>
1-Semester	•		51/60			79	6.5	176	105		
<b>Teaching and Learning</b>											
2-Semester	•		18/30	2.5	Bachelor's degree or equivalent in education OR in a subject area with 2+ years full-time teaching experience in the subject area	65	5.5	169	95	3.0	<ul style="list-style-type: none"> <li>No grade below B</li> <li>No W or I grade in a class</li> </ul>
1-Semester	•		21/30			79	6.5	176	105		
<b>Technology [MS in Project Management; Quality Management and Analytics; Training and Development]</b>											
2-Semester	•	•	18/30	2.5	Bachelor's degree or equivalent	65	5.5	169	95	3.0	<ul style="list-style-type: none"> <li>No grade below B</li> <li>No W or I grade in a class</li> </ul>
1-Semester	•	•	21/30			79	6.5	176	105		
<b>Theatre Studies</b>											
2-Semester	•	•	25/36	2.5	Bachelor's degree or equivalent Curriculum Vitae that meets departmental guidelines	65	5.5	169	95	3.0	<ul style="list-style-type: none"> <li>No grade below B</li> <li>No W or I grade in a class</li> </ul>
1-Semester	•	•	29/36			79	6.5	176	105		

Entry and progression requirements are subject to change and may vary by program.  
\*Students may be required to take up to 8 business foundation courses.



## ACADEMIC ENGLISH

The Academic English program at Illinois State prepares you for university study in the US. You'll receive high-quality English language instruction and build your academic skills to succeed at Illinois State.

### What You Will Learn

- Understand US values in an academic setting.
- Present spoken and written ideas accurately and effectively in English.
- Write research papers with proper use of citations and references.
- Read, understand and critically evaluate academic texts.
- Understand and use vocabulary common to academic disciplines.
- Take useful and accurate notes in academic lectures and presentations.

### Content-Based Instruction

Students will explore American culture, contemporary American issues, and other topics that will build the background knowledge and the study skills students need for success in their Pathway program courses.

### Additional Assistance

Academic English students begin making connections with Americans right away. The Language Partners Program matches American students with Academic English students for conversation practice and cultural exchange. American student tutors are available to help Academic English students practice their speaking, writing and study skills.

### Estimated Academic English (AE) Level Based on Test Scores

All students take a placement test during Orientation to determine their AE level. The table below shows how your estimated level of AE compares to your standardized test score.

AE Levels	TOEFL iBT	IELTS	Duolingo
Level 1	19-29	2.0-2.5	N/A
Level 2	30-39	3.0-3.5	>54
Level 3	40-49	4.0-4.5	55-74 (Undergraduate) 55-64 (Graduate)
Level 4	50-59	5.0	75-89 (Undergraduate) 65-94 (Graduate)

For current information, visit  
[www.intostudy.com/illinoisstate/academic-english](http://www.intostudy.com/illinoisstate/academic-english)

### Key Program Facts

Program length is 16 weeks (12 weeks in Summer)

High school diploma required

No English language requirement; students will be assessed and placed upon arrival

Minimum age 17

Multiple levels of instruction from beginner to advanced

20 hours of instruction per week

### Progression Requirements

#### International Year One 2-Semester

Completion of Academic English Level 4

#### Graduate Pathway 2-Semester

Completion of Academic English Level 4

### Start Dates for Academic English

Fall 2021	Spring 2022	Summer 2022
Aug 9, 2021	Jan 3, 2022	May 11, 2022

"I picked Illinois State University because I want to be an actuary and get my master's degree in Actuarial Science. I learned that Illinois State had such a good program in Actuarial Science, with a lot of support for the exams that I will need to take. My ambition is to make a big contribution to the industry and to bring the opportunities within Actuarial Science to my home country."

**Nutcha**, Thailand  
MS in Mathematics - Actuarial Science





## SCHOLARSHIPS

### INTO Illinois State Scholarships

Scholarship	Award/Benefits	Requirements	Frequency
Regional Scholarship	\$1,000-\$12,000	<ul style="list-style-type: none"> <li>Must be enrolled in a Pathway program. Requirements vary; please contact your INTO representative.</li> </ul>	For Pathway year only
Progression Scholarships	\$3,000-\$5,000/year	<ul style="list-style-type: none"> <li>3.0 cumulative Pathway GPA = \$3,000/year</li> <li>3.5 cumulative Pathway GPW = \$5,000/year</li> <li>No application required. Students must meet all Pathway progression requirements.</li> </ul>	Renewable up to 3.5 additional years for 1-semester Pathway, and up to 3 years for 2- and 3-semester Pathway students. Students must maintain a cumulative 2.75 GPA to renew.

### Illinois State Scholarships

Scholarship	Award/Benefits	Requirements	Frequency
Undergraduate International Admissions Scholarship	\$1,000/year (3.0 GPA) \$2,000/year (3.5 GPA)	<ul style="list-style-type: none"> <li>Students must have achieved the cumulative admission GPA indicated.</li> </ul>	Renewable annually through the length of the student's original study plan, if the student maintains a cumulative 3.0 or 3.5 GPA
Graduate International Admissions Scholarship	\$2,000/year (3.5 GPA)	<ul style="list-style-type: none"> <li>Students must have achieved the cumulative admission GPA indicated.</li> <li>Students with graduate assistantships are not eligible.</li> </ul>	Renewable annually through the length of the student's original study plan, if the student maintains a cumulative 3.5 GPA
Presidential Scholarship	\$11,000/year	<ul style="list-style-type: none"> <li>Direct Undergraduate Freshman</li> <li>Eligible for the Honors Program</li> <li>Minimum 1360 SAT (or equivalent ACT)</li> <li>Minimum cumulative GPA of at least 3.5 on a 4.0 scale</li> <li>Apply for admission by November 15 for the following academic year</li> <li>Awarded through a competitive scholarship competition</li> <li>Scholarship application is distributed by invitation and is due in early January</li> </ul>	Renewable up to 4 years
International Baccalaureate Scholarship	\$1,000	<ul style="list-style-type: none"> <li>Direct Entry Freshmen who complete the IB Diploma Program or IB Career-Related Certificate Program</li> <li>Apply for admission by November 15 for the following academic year</li> <li>Submit eligibility form online</li> <li>Academic credentials must be verified no later than July 15</li> <li>Awarded as funds are available</li> </ul>	One-time award
Young America International Scholarship	\$5,000	<ul style="list-style-type: none"> <li>Direct Entry Bachelor's students only</li> <li>Application required</li> <li>Complete application to Illinois State University and scholarship application by May 1</li> <li>Five scholarships will be awarded to high academically achieving students per year</li> <li>Only available for Fall intake</li> </ul>	One-time award

Amounts subject to change. Limited awards at maximum value. For more information visit: [FinancialAid.IllinoisState.edu/scholarships](https://FinancialAid.IllinoisState.edu/scholarships)

## ESTIMATED COST OF ATTENDANCE

There are two semesters per academic year (Fall, Spring), each about 17 weeks. Direct entry students also may take classes during a 12-week Summer term for an additional cost.

### Undergraduate Programs

Program Length	International Year One			Undergraduate Direct	
	1 Semester	2 Semesters	3 Semesters	1 Semester	2 Semesters
<b>TUITION AND FEES</b>	<b>\$17,120</b>	<b>\$29,760</b>	<b>\$38,690</b>	<b>\$13,950</b>	<b>\$27,900</b>
Housing and Meals*	\$7,480	\$14,960	\$22,440	\$5,390	\$10,780
Books and Supplies	\$400	\$800	\$1,200	\$400	\$800
Insurance	\$380	\$760	\$1,140	\$300	\$600
Other**	\$2,601	\$5,201	\$7,802	\$3,382	\$6,764
<b>LIVING EXPENSES</b>	<b>\$10,861</b>	<b>\$21,721</b>	<b>\$32,582</b>	<b>\$9,472</b>	<b>\$18,944</b>
<b>TOTAL EXPENSES</b>	<b>\$27,981</b>	<b>\$51,481</b>	<b>\$71,272</b>	<b>\$23,422</b>	<b>\$46,844</b>

### Graduate Programs

Program Length	Graduate Pathway		Graduate Direct	
	1 Semester	2 Semesters	1 Semester	2 Semesters
<b>TUITION AND FEES</b>	<b>\$15,890</b>	<b>\$27,600</b>	<b>\$12,080</b>	<b>\$24,160</b>
Housing and Meals*	\$4,830	\$9,660	\$4,830	\$9,660
Books and Supplies	\$400	\$800	\$400	\$800
Insurance	\$380	\$760	\$300	\$600
Other**	\$3,235	\$6,470	\$3,334	\$6,667
<b>LIVING EXPENSES</b>	<b>\$8,845</b>	<b>\$17,690</b>	<b>\$8,864</b>	<b>\$17,727</b>
<b>TOTAL EXPENSES</b>	<b>\$24,735</b>	<b>\$45,290</b>	<b>\$20,944</b>	<b>\$41,887</b>

### Academic English

Program Length	Academic English
	1 Semester
<b>TUITION AND FEES</b>	<b>\$7,190</b>
Housing and Meals*	\$7,480
Books and Supplies	\$400
Insurance	\$380
Other**	\$2,310
<b>LIVING EXPENSES</b>	<b>\$10,570</b>
<b>TOTAL EXPENSES</b>	<b>\$17,760</b>

\* Living Expenses are based on estimated costs and may vary depending on housing and meal plans selected. Living expenses include a limited meal plan.  
\*\*Other costs include personal and miscellaneous expenses e.g. laundry, toiletries, healthcare, clothing, transportation and entertainment and will vary depending on personal preference.

All prices are estimated from 2020-21 and are subject to change. Please visit [www.intostudy.com/illinoisstate/costs](https://www.intostudy.com/illinoisstate/costs) for exact pricing.

For details about Terms and Conditions, Country Scales and English Waivers visit: [www.intostudy.com/illinoisstate/terms](https://www.intostudy.com/illinoisstate/terms)

# How to apply

Choose from two easy ways to apply

**1** Apply via your local INTO educational counselor

**2** Apply online  
Complete our online application form:

INTO Illinois State Programs:  
[apply.intostudy.com/illinoisstate](http://apply.intostudy.com/illinoisstate)

Direct Undergraduate:  
[illinoisstate.apply.intoglobal.com](http://illinoisstate.apply.intoglobal.com)

Direct Graduate:  
[IllinoisState.edu/Apply](http://IllinoisState.edu/Apply)



**ILLINOIS STATE UNIVERSITY**  
*Illinois' first public university.*

## INTO Illinois State University

Campus Box 6130  
Fell Hall, Floor 2  
304 South University Street  
Normal, IL 61761  
USA


T: +1 309 438 0861

E: [isuadmissions@intoglobal.com](mailto:isuadmissions@intoglobal.com)

[www.intostudy.com/illinoisstate](http://www.intostudy.com/illinoisstate)

### Find us on:

 [facebook.com/intoillinoisstate](https://facebook.com/intoillinoisstate)

 [instagram.com/intoillinoisstate](https://instagram.com/intoillinoisstate)

 [twitter.com/intoisu](https://twitter.com/intoisu)

 [myin.to/illinoisstateYouTube](https://myin.to/illinoisstateYouTube)

**Chat online**

with our students!



[www.intostudy.com/chat-uab](http://www.intostudy.com/chat-uab)



**WeChat**



## INTO

Through innovative partnerships with leading universities, we expand opportunities for higher education, ensuring success and transforming the lives of our students and staff.

## INTO GIVING

Working across the globe, INTO Giving supports projects that increase access to education and improve the quality of teaching and learning. For more information, visit [www.into-giving.com](http://www.into-giving.com)

## Discover more online

For counselors:  
[partnerportal.intoglobal.com/isu](http://partnerportal.intoglobal.com/isu)

For students:  
[www.intostudy.com/illinoisstate](http://www.intostudy.com/illinoisstate)

## Connect with us



Education counselor's stamp