



**SAINT LOUIS
UNIVERSITY™**

CAMPUSES: ST. LOUIS, USA | MADRID, SPAIN



TRANSFORMATIVE EDUCATION
TO PREPARE YOU FOR THE REAL WORLD





Ranked
#103
 IN NATIONAL UNIVERSITIES
U.S. News & World Report 2021

Why Choose SAINT LOUIS UNIVERSITY?

14 UNDERGRADUATE AND GRADUATE programs ranked in the **TOP 50** NATIONALLY
U.S. News & World Report 2021

9-1

STUDENT-TO-FACULTY RATIO

12,546 STUDENTS from all 50 US states and 82 countries



\$44M research expenditures*

*External research support in FY19

POPULAR STEM PROGRAMS

● BACHELOR'S ● MASTER'S

	B	M
Aeronautics	●	
Aerospace Engineering	●	●
Analytics and Enterprise Systems	●	
Applied Financial Economics		●
Artificial Intelligence		●
Bioinformatics and Computational Biology		●
Biomedical Engineering	●	●
Biostatistics	●	
Computer Science	●	●
Cybersecurity		●
Engineering	●	●
Health Data Science		●
MBA (One-Year)		●
Neuroscience	●	
Software Engineering		●
Supply Chain Management		●

40+ STEM-qualifying degree programs



Only 1 of 9 Catholic universities with a higher or highest research activity designation from the Carnegie Foundation



99%

of SLU's tenured and tenure-track faculty members hold the highest degree in their fields

Saint Louis University's Office of Institutional Research

Ranked
#26

BEST UNDERGRADUATE TEACHING

U.S. News & World Report 2019

PROGRAM RANKINGS

UNDERGRADUATE

U.S. News & World Report 2021

- #15 International Business
- #36 Entrepreneurship
- #97 Business Programs

GRADUATE

U.S. News & World Report 2021

- #1 Health Law
- #10 Entrepreneurship
- #11 International Business
- #13 Supply Chain Management
- #13 Healthcare Management*
- #37 Part-Time Law
- #39 Part-Time MBA
- #37 Physical Therapy*
- #37 Physician Assistant
- #40 Accounting
- #42 Occupational Therapy
- #46 Public Health*

*Indicates most recent ranking for programs, no updates for 2021.



Saint Louis University is a world-class private, Catholic institution. When you graduate from SLU, you earn your degree from a leading private university and gain wisdom informed by a Jesuit education. SLU's goal to educate the whole person means students are exposed to a broad range of disciplines and courses that better prepare them for the real world.

#48
BEST VALUE SCHOOLS
U.S. News & World Report 2021

About SAINT LOUIS UNIVERSITY



SLU values educating the whole person—mind, body and spirit. People from every religion and identity, practice and tradition are welcomed at SLU.



At a glance

- Founded: 1818
- Main Campus: St. Louis, USA
- Additional Campus: Madrid, Spain
- Metropolitan St. Louis Area Population: 2.85M
- Campus Size: 271 acres
- Enrollment: 12,546
- International Students: 995
- Countries Represented: 82
- Bachelor's: Nearly 90
- Master's and Doctorate: 100+
- Research Funding: \$44M*
- *External research support in FY19



VIRTUAL CAMPUS TOUR
Take a campus tour from home with SLU's Virtual Tour at www.youvisit.com/slu

Discover SLU

With a 200-year legacy of innovative academics and research, compassionate health care and faithful service, SLU attracts a diverse community of scholars who push intellectual boundaries in pursuit of meaningful ways to impact the world. Students and faculty strive to serve a higher purpose and seek a greater good.

Academic Excellence

With an average class size of 26 students, SLU students benefit from getting to know their professors on a first-name basis and the opportunity to work with nationally recognized teachers, researchers and mentors in the field. SLU's brilliant faculty will expose you to the greatest achievements in human thought and creativity.

Celebrating Diversity

Students from around the world find the campus and St. Louis community to be an inviting place to live and learn. Diversity and inclusion are pillars of the SLU student experience. SLU is the first Jesuit university to receive the Higher Education Excellence in Diversity Award.

Serving Others

SLU cares about community service; that's why students, faculty and staff have volunteered more than 1 million hours to 500+ organizations in the St. Louis area. Serving the community is a great way to give back to local organizations and network with nonprofit organizations for future career paths.

Changing the World

SLU graduates go on to use their intellect, integrity, compassion and creativity to improve the world around them in their own unique way. You can too.



#2 MOST ENGAGED IN COMMUNITY SERVICE

Princeton Review in Best 384 Colleges 2021 Edition



#4 BEST SCHOOLS FOR MAKING AN IMPACT

Princeton Review 2021

THE INTO SLU Advantage

Saint Louis University partners with INTO to create a supportive learning and engaging social environment for international students. We offer Academic English, International Year One, Undergraduate Transfer Program, Graduate Pathway and Direct Entry programs where you will work alongside your American peers and earn credit towards your degree while improving your English skills. After successful completion of your program you will be able to progress to a SLU degree program.

INTO SLU is located on campus and provides students many services including:

- Personalized academic, language and cultural support
- English Language Center, tutoring and conversation partners
- Free airport pickup to greet you in St. Louis
- Orientation program to help you adjust to campus life
- Enhanced student advising and career center to support career planning, preparation and employment
- University housing support
- Social trips and activities with other students
- Wellness programs

INTO SLU Success

100% of all Pathway students were eligible to progress at SLU in 2018-2019. Eligible students are those who successfully completed the Pathway program and qualified for admission as degree-seeking students. Enrolled students are those who enrolled as degree-seeking students in their next term of degree study at Saint Louis University.

Undergraduate and Graduate Progression Rate 2018-2019

100% ELIGIBLE STUDENTS

97.9% OF ELIGIBLE STUDENTS ENROLLED

LIVING *in* ST. LOUIS

There's a lot to love about St. Louis, Missouri, one of the largest cities in the Midwest. The St. Louis metropolitan area is home to 2.8 million people, along with the Gateway Arch, 14 Fortune 500 and 1000 companies, as well as thriving cultural and food scenes. With its ode to American pastimes and more free attractions than just about anywhere else in the United States, this city offers an affordable, exciting, urban college experience.



#1 MOST AFFORDABLE CITIES FOR MILLENNIALS
The Penny Hoarder 2019

#2 CITY IN THE US FOR FREE ATTRACTIONS
Livability.com 2018

#1 BEST CITY PARK IN THE US: FOREST PARK USA Today 2016



Located in the heart of the city, Saint Louis University offers an urban campus, steps away from the arts and entertainment district.

Explore the Gateway City

Known as the "Gateway City," St. Louis is rich in American history. You'll see this symbolized by the giant stainless-steel Gateway Arch, standing 192 meters high on the banks of the Mississippi River. To this day, the city inspires newcomers to explore new frontiers in its hub of arts, entertainment and business.

St. Louis Fast Facts

- Forest Park is larger than New York City's Central Park and contains the Saint Louis Zoo, Saint Louis Art Museum, Saint Louis Science Center, the Missouri History Museum and more.
- St. Louis is home to dozens of unique shops and restaurants that contribute to the city's unique charm and multicultural flair.
- St. Louis is noted for being one of the nation's best sports cities. Cheer for the 11-time World Series Major League Baseball champions, the St. Louis Cardinals, at Busch Stadium. On the rink, you can rally for the St. Louis Blues, the city's National Hockey League team that won the 2019 Stanley Cup.

The Buzz Around Campus

At SLU, there's always something going on. From guest speakers to theatre productions to concerts and more, the entertainment options are endless. Art-lovers will appreciate SLUMA—Saint Louis University Museum of Art—which is ranked No. 4 among US college and university museums by *collegerank.net*.

Getting involved on campus is easy and fun. You can join a group to meet friends, try out a new hobby or participate in an organization in line with your career goals. With nearly 200 student-run clubs and organizations focusing on music, academics, faith, sororities and fraternities, service, multicultural and more, there is a home for every interest on campus.

Feel at Home When You Join SLU's Campus Community

SLU's beautiful residential campus—a 271-acre oasis in vibrant Midtown St. Louis—is central to the SLU experience. From your home on campus, you'll be a short walk away from classes, the library and student center, study groups, campus ministry and career services, as well as some of the city's top cultural venues, sports facilities and restaurants.

Safety

You and your parents can take comfort in knowing your experience here will be supportive and safe. We've taken extra steps to make you feel comfortable during your time at SLU and in St. Louis, by providing the following resources:

- Regular campus security patrols of SLU buildings, campus and bus stops
- Around-the-clock response through the university's emergency system
- Crime prevention and emergency preparedness programs
- Safety escorts and the SLURide taxi service to areas on or adjacent to campus

JUST FIVE MINUTES AWAY

1 Bike riding from campus: FOREST PARK #1 Best City Park in US, *USA Today 2016*. Home to the Saint Louis Zoo, Saint Louis Art Museum and various outdoor activities and festivals.


2 Walking from campus: GRAND CENTER ARTS DISTRICT Enjoy Broadway shows at the Fox Theatre or performances at the second oldest symphony orchestra in the US at the Saint Louis Symphony.

3 Walking from campus: CITY FOUNDRY STL City Foundry STL, opening in 2020, will house St. Louis' first true food hall, a curated retail and entertainment experience, creative offices and apartments.

4 Walking from campus: PROSPECT YARDS Opening in 2020, Prospect Yards will be home to a new entertainment and dining complex, featuring a craft brewery, coffee roaster, cinema, hotel, office space and more.



AMERICA'S NEXT GREAT FOOD CITY
Travel + Leisure 2018

 One-hour flight to Chicago and two-hour flight to Dallas and Atlanta.



SLU-MADRID *Campus*

Find out more about SLU-Madrid at www.slu.edu/madrid

SLU has a second campus in Madrid, Spain, where you can earn a US university degree and experience life in an exciting European capital city. With courses taught in English and some in Spanish, you can develop your language skills while completing your degree program.

About SLU-Madrid

Established in 1967 and fully accredited in the US, SLU-Madrid is the first US university to have official recognition and authorization by the Comunidad de Madrid Regional Government to operate US degree programs in the city. The campus is centrally located in a quiet, safe neighborhood; is within minutes of the city's excitement; and offers views of the mountains to the north and west and easy access to city transportation.

Begin in Spain, Finish in the US

The SLU-Madrid campus enables undergraduate students to complete requirements for many of SLU's nearly 90 degree programs. For example, students pursuing degrees in engineering, biology, nursing or chemistry can begin their studies in Madrid and then transfer to St. Louis to complete their degrees. Direct entry students can earn a bachelor's or master's degree from SLU-Madrid or start at SLU-Madrid and finish in the US.

Complete Your Degree at SLU-Madrid

SLU-Madrid offers 15 undergraduate degree programs and two graduate degree programs that can be fully completed at our campus in Spain.



DEGREES OFFERED FULLY AT THE SLU-MADRID CAMPUS

The following degree programs can be fully completed at the SLU-Madrid campus.

UNDERGRADUATE DEGREES

- Art History
- Communication
- Computer Science (BA/BS)
- Economics (BA/BS)
- English
- History*
- International Business
- International Studies
- Marketing
- Philosophy*
- Political Science/International Relations
- Psychology
- Spanish

* One semester required at the St. Louis campus

GRADUATE DEGREES

- MA in Spanish
- MA in Political Science and Public Affairs

UNDERGRADUATE ADMISSION

SLU-Madrid offers three direct entry options.

	Academic English (Must submit full application for AE)	1-Semester Bridge Program	Full Academic Courses
GPA	2.5	2.5	3.0
TOEFL iBT	50	75	80
IELTS	5.0 (5.0 subscores in reading and writing)	6.0 (6.0 subscores in reading and writing)	6.5 (6.0 subscores in reading and writing)
IELA	154 (147 subscores in listening and writing)	176 (169 subscores in listening and writing)	185 (176 subscores in listening and writing)
Duolingo	80	100	115

HOUSING AND DINING

	REQUIRED	NOT REQUIRED
Academic English (AE)		X
International Year One (IYO)	X*	
AE + IYO	X*	
Undergraduate Transfer Program (UTP)	X*	
AE + UTP	X*	
Undergraduate Direct	X*	
Graduate Pathway (GPW)		X**
AE + GPW		X**
Graduate Direct		X**

*First two years of the program **Optional on-campus graduate housing available, not required.

Meal Plan

All students living in campus housing are required to have a meal plan each semester. All undergraduate-level and AE-only students that live off campus are required to have a meal plan each semester.

Dining Options

SLU offers 16 retail dining options and 11 locations on campus and one residential dining hall. Vegan, vegetarian, halal and gluten-free options are featured at various spots across campus.

SLU-Madrid Housing

All first-year undergraduate students are required to live together for a full academic year in residence halls located within walking distance of campus. This requirement contributes to building SLU-Madrid's unique and diverse community. Staff can assist with housing options if students want to live with a host family or in an off-campus student residence.

For more information about housing options visit: www.intostudy.com/slu/housing

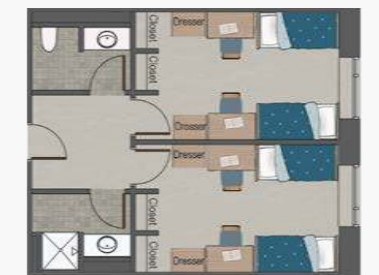
Double Room, Shared Bath (Marguerite Hall)

All double rooms are suite-style, and two rooms share one bathroom.



Double Room, Shared Bath (Spring Hall)

Suites are semi-private and share one bathroom between two rooms.



Single Room, Shared Bath (Spring Hall)

Rooms are single-gender suites on mixed-gender floors.



ACADEMIC EXCELLENCE

Research and innovation are key characteristics of a SLU education. Students don't just read a textbook and take an exam; they apply their lessons to solve real-world problems.

An Education Built for You

SLU's small class sizes allow you to have meaningful classroom discussions, build working relationships with your classmates and connect with your professors. Jesuit universities have a reputation for high academic standards, so you will know you're being pushed to be the best student you can be.

SLU offers nearly 90 undergraduate majors and more than 100 graduate programs. Choose from several top-ranked programs including the fields of business, engineering and health science.



OPEN IN 2020

The new 90,000-square-foot Interdisciplinary Science and Engineering building is a showcase facility where undergraduate and graduate science and engineering students and faculty gather to learn, collaborate and experiment.

LEADING Programs



BUSINESS

www.slu.edu/business

SLU's campus is located near St. Louis' growing startup sector, allowing you to see the impact of your courses as you learn. You will also earn your degree from SLU's Richard A. Chaifetz School of Business, one of the most competitive business schools in the nation.

- SLU's business programs are accredited by the Association to Advance Collegiate Schools of Business (AACSB).
- The Richard A. Chaifetz School of Business has its own career resources center to help you find internships, network, develop a career plan and ultimately find a job after graduation.
- STEM programs include BS in Analytics and Enterprise Systems, MS in Applied Financial Economics, MS in Supply Chain Management and One-Year MBA.
- Edward Jones Data Analytics Lab features 12 Bloomberg Terminals.



ENGINEERING

www.slu.edu/parks

SLU's Parks College of Engineering, Aviation and Technology was America's first federally certified school of aviation. Today, Parks has a worldwide reputation for its aviation and aerospace engineering degree programs. The college has also emerged as a leader in disciplines such as electrical engineering, biomedical engineering, mechanical engineering and computer engineering.

- SLU has seven different undergraduate engineering programs and six graduate concentrations in engineering.
- Engineering programs can be paired with health care programs to explore biomedical research.



HEALTH SCIENCES AND HUMAN SERVICES

www.slu.edu/public-health-social-justice
www.slu.edu/doisy

In line with SLU's mission to serve, the health sciences and human services programs will prepare you for a fulfilling career while bettering the lives of others locally and globally. Premier programs like public health, health data science, and health law prepare students to address today's most pressing health-related issues.

- SLU's College for Public Health and Social Justice is accredited by the Council on Education for Public Health (CEPH).
- 99% of SLU BS in public health students with known postgraduate information are employed or enrolled in a graduate program within a year.*
- SLU's health data science program is a STEM program developed by Saint Louis University Center for Health Outcomes Research (SLUCOR) to meet the demands of the current workforce.

*Based on departmental survey responses from recent graduating classes.



SLU is home to one of only nine federally funded Vaccine and Treatment Evaluation Units (VTEU) in the US, placing the university on the frontline of the global fight against infectious diseases.



STUDENT Support

"INTO SLU teachers are always available to help. If I don't understand something, my professors advise me to take advantage of the English Language Center. They care about you, and they will work with you to teach you and work through your essay. Sometimes, people need more time to understand the language. They are there to help you. I am not a number here. My professors take the time to get to know my abilities, weaknesses and skills."



Dagmar, Panama
Academic English

"INTO SLU has professional academic courses on speaking, writing and reading. The teachers are really good and very understanding. There are times where we want to say something in English, but we cannot. There are words that we don't know how to say in English. Our teachers work with us to help us say what we are trying to say, and then fix our sentences. They do this by giving us examples, and offering suggestions on how we can say what we are trying to communicate."



Ha Na, South Korea
Academic English + Graduate Pathway MBA



"Saint Louis University's Jesuit mission not only prepares me as a professional, but also as a virtuous person. INTO SLU helped me a lot, by offering academic language courses to match my English to a domestic student level. It also offered classes such as University 101 in American culture. After graduating from the pathway program I decided to apply for both a University 101 peer instructor and an Office of International Services culture liaison position."

Marcos, Brazil
International Year One in Science

Between SLU's campus location and career services, students have some serious advantages when it comes to looking for an internship or applying to jobs. It's no wonder 94% of recent SLU alumni are satisfied with their post-graduation path. On-campus career centers and nearby internship opportunities in the city make SLU an ideal stepping stone for your dream job.



INTERNSHIPS *and* CAREERS

Career Preparation Resources

See all the ways SLU works to help you get a jumpstart on your career.

SLU students have access to:

- Career services at other Jesuit universities in the US
- SLU's Handshake: a job and internship database just for SLU students
- Career services to help write résumés and cover letters
- SLU Connection: an online mentoring platform that matches students with SLU alumni who can give advice about careers and give practice interviews
- Career fairs attended by Fortune 500 companies
- SLU's enhanced advising and career center for career planning and preparation, internships and employment.

Find out more about SLU-Visors at

www.slu.edu/life-at-slu/career-services/online-resources.php

Find Opportunities Through The St. Louis Mosaic Project

SLU and the greater St. Louis community care about the wellness and development of the international community. The St. Louis Mosaic Project advocates to hire international students from the St. Louis region's colleges and universities.

The St. Louis Mosaic Project can help you with your career goals by:

- Helping you find an internship
- Understanding work visas and sponsorship
- Providing legal advice for visa options

To learn more about the St. Louis Mosaic project, visit

www.stlmosaicproject.org



SLU'S LOCATION CONNECTS YOU TO CAREERS

St. Louis is a bustling metropolitan area with major industries in business, finance, health care, aerospace and one of the nation's fastest-growing technology and bioscience sectors. Unlike other big cities, the cost of living in St. Louis is lower than the national average. On top of that, the average starting salaries for SLU graduates range from \$37,000-\$60,000*.

#1 Best Cities to Launch a Career

LinkedIn 2020

Top 10 Best Cities for Jobs

Glassdoor 2020

8 Fortune 500 and 6 Fortune 1000 Companies in St. Louis

Fortune 2020

*SLU Career Services Survey for Aug 2017, Dec 2017 and May 2018 graduates



SLU graduates work for many top companies, including:

American Airlines	IBM Global Services
Amnesty International	Mastercard
Anheuser-Busch (InBev)	Mayo Clinic
Bayer	NASA
Citibank	Nike
CNN	Pfizer
Enterprise Rent-A-Car	Saint Louis University
Federal Bureau of Investigation (FBI)	

94% of recent SLU alumni are satisfied with their post-graduation path

SLU Career Services Survey for Aug 2017, Dec 2017 and May 2018 Graduates



#2 Rising Cities for Startups
Forbes 2018

Top 10 Best Cities for New College Grads
SmartAsset 2020

#14 in US SLU LAW graduates in top 15 for Bar passage
American Bar Association 2020

STUDENT *Success*



"SLU prepared me for my CPT experience in many ways. My professors provided me with essential knowledge and tools to succeed at work. The Career Resource Center at the business school helped me with everything—making connections, résumés and cover letters. SLU helped me not only in personal development, but also in professional and academic development."

Shayan, Pakistan
MS in Supply Chain Management
CPT at UniGroup, Inc. from May–November 2018

"I did a lot of research on schools before applying. I found SLU because they have a strong business program. The business school has a lot of events for students. They have a career center dedicated only to business students. They can help you with your résumé or find an internship. It was important to me to go to a program where I felt supported as a student."

Yu-Cen, Taiwan
Academic English + International Year One in Business



"SLU has a very good MBA program. It's highly ranked in several areas of business administration, more highly ranked than other schools I was considering. It also provides us with a lot of opportunities to get very good internships. This was very important to me when selecting a school."

Natapong, Thailand
Graduate Pathway in MBA



ACADEMIC PROGRAMS

FIND YOUR DEGREE. With a wide range of subject areas and admissions options, you can find the perfect degree for your chosen career. You can choose to apply for direct entry to the university or for a Pathway program that provides extra academic, language and cultural support. From the day you apply to the day you graduate, we are here to help you succeed every step of the way. Flip to the back cover to learn how to apply.

B = Bachelor's M = Master's D = Doctorate

Degrees in orange are available as direct entry or International Year One programs at Saint Louis University, or, as direct entry bachelor's degrees at SLU-Madrid.

GP = Graduate Pathway program that can lead to this degree is indicated in light blue. This degree is also available through direct admission.

International Year One

Indicates the International Year One program that should be taken to progress to an undergraduate academic program. This program is also available through direct admission.

AT Aeronautics
AE Aerospace Engineering
AR Arts
BU Business

CS Computer Science
EN Engineering
GE General
HI Health Information Management

MS Mathematics and Statistics
PH Public Health
SC Science

- This Saint Louis University degree program is available through direct entry.
- This direct entry graduate degree program is available on both the St. Louis campus and Madrid campus.
- ▶ Designated STEM degree by the U.S. Department of Homeland Security.
- ▶ Concentration designated as a STEM degree by the U.S. Department of Homeland Security.
- ¹ This degree program accepts a limited number of students.
- ² This degree is available for undergraduate direct entry at SLU-Madrid with one semester of study required at the Saint Louis University campus.

	B	M	D
College of Arts and Sciences			
African American Studies	GE		
American Studies	GE	●	●
Anthropology	GE		
Art History	AR		
▶ Artificial Intelligence		GP	
▶ Biochemistry	SC		
Bioethics and Health Studies	GE		
▶ Bioinformatics and Computational Biology		GP	
▶ Biology [BS concentrations: Biological Sciences; Biological Chemistry and Molecular Biology; Cell Biology and Physiology; Ecology; Evolution and Conservation; Plant Science]	SC	●	●
▶ Chemical Biology		●	
▶ Chemical Biology and Pharmacology	SC		
▶ Chemistry	SC	GP	●
Classical Humanities	GE		
Communication [BA concentrations: Advertising and Public Relations; Communication Studies; International Emphasis; Journalism and Media Studies]	GE	●	
▶ Computer Science/Computer Science	CS	GP	
▶ Data Science	CS		
Economics	GE		
English [BA Concentrations: Creative Writing; Research Intensive English; Rhetoric, Writing and Technology]	GE	●	●
▶ Environmental Science [Concentrations: Atmosphere; Biology; Chemistry; Geoscience]	SC		
▶ Environmental Studies [BA Concentrations: Advocacy and Discourse; Economics, Politics and Public Policy; Natural Sciences; Philosophy, Philosophy for Ministry; Religion and Ethics; Society and the Environment through Space and Time]	GE		
▶ Forensic Science	SC		
French	GE	●	
▶ Geographic Information Science		●	
▶ Geology	SC		
▶ Geophysics	SC		
▶ Geoscience [MS concentrations: Geology; Geophysics; Environmental Geoscience] [PhD concentrations: Geophysics; Environmental Geoscience]		●	●
German Studies	GE		
Greek and Latin Languages and Literature	GE		

	B	M	D
Health Care Ethics			●
History ²	GE	●	●
▶ Integrated and Applied Sciences [PhD concentrations: Biology; Chemistry; Environmental Sciences & GIS; Physics]			●
International Studies	GE		
Italian Studies	GE		
▶ Mathematics [BA concentrations: Teaching Option; Statistics]	MS	GP	●
Medieval Studies	GE		
▶ Meteorology	SC	●	●
Music [BA concentrations: Music Studies; Performance]	AR		
▶ Neuroscience	SC		
Philosophy ²	GE	●	●
▶ Physics	GE		
Political Science [BA concentrations: International Affairs; International Relations; Public Law; Public Policy]	GE	●	
Political Science and Public Affairs		●	
Psychology	GE		
Psychology, Clinical			●
▶ Psychology, Experimental			●
Psychology, Industrial-Organizational			●
Public and Social Policy			●
Religious Education			●
Russian Studies	GE		
Sociology [BA concentrations: Gender, Sexuality and the Body; Health and Medicine; Law, Crime and Deviance; Urbanization, Immigration and Demography]	GE	●	
▶ Software Engineering		GP	
Spanish	GE	●	
Studio Art [BA concentrations: Ceramics; Sculpture; Computer Art; Drawing; Graphic Design; Painting; Printmaking]	AR		
Theatre	AR		
Theological Studies	GE	●	●
Women's and Gender Studies	GE	●	
Richard A. Chaifetz School of Business			
Accounting	BU	●	
▶ Analytics and Enterprise Systems	BU		
▶ Applied Financial Economics		GP	

	B	M	D
▶ Business Administration, One-Year MBA		●	
Business Administration, Professional MBA [Professional MBA Areas of Emphasis: Accounting; Economics; Entrepreneurship; Finance; Information Technology Management; International Business; Management; Marketing; Project Management; Supply Chain Management]		GP	
Economics	BU		
Entrepreneurship	BU		
Finance	BU		
Information Technology Management	BU		
International Business	BU	●	
International Business and Marketing			●
Leadership and Human Resources Management	BU		
Marketing	BU		
Sports Business	BU		
▶ Supply Chain Management		GP	
School of Education			
Curriculum and Instruction			●
Education [BA concentrations: Early Childhood Education; Early Childhood with Early Childhood Special Education; Elementary Education; Elementary with Special Education for Mild to Moderate Disabilities; Secondary Education]	●		
Educational Leadership		●	●
Education Policy and Equity			●
Education Principles and Practices		●	
Higher Education Administration			●
Special Education			●
Student Personnel Administration		●	
Teaching		●	
Parks College of Engineering, Aviation and Technology			
▶ Aeronautics [BS concentrations: Aviation Management; Flight Science]	AT		
▶ Aerospace Engineering	AE		
▶ Aviation		●	●
▶ Biomedical Engineering	EN		
▶ Civil Engineering	EN		
▶ Computer Engineering	EN		
▶ Electrical Engineering [BS concentration: Bioelectronics]	EN		
▶ Engineering [MS concentrations: Aerospace Engineering; Mechanical Engineering; Biomedical Engineering; Civil Engineering; Electrical and Computer Engineering (Non-Thesis Only); Engineering Physics] [PhD concentrations: Aerospace and Mechanical Engineering; Biomedical Engineering; Civil Engineering]		GP	●
▶ Engineering Physics	EN		
▶ Mechanical Engineering	EN		
▶ Physics	EN		
Doisy College of Health Sciences			
Athletic Training	SC	●	
Communication Sciences and Disorders	SC	●	
Health Information Management	HI		
Health Sciences	SC		
Investigative and Medical Sciences	SC		
Magnetic Resonance Imaging	SC		
▶ Medical Laboratory Science	SC		
Molecular Imaging and Therapeutics		●	
Nuclear Medicine Technology ¹	SC		
▶ Nutrition and Dietetics [MS concentrations: Culinary Entrepreneurship; Medical Nutrition Therapy; Nutrition and Physical Performance]	SC	GP	
Occupational Science and Occupational Therapy	●	●	●
Physical Therapy	●		
Physician Assistant		●	
Radiation Therapy ¹	SC		

	B	M	D
School for Professional Studies			
▶ Analytics		GP	
▶ Cybersecurity		GP	
▶ Information Systems		GP	
Leadership and Organizational Development		GP	
Professional Studies		GP	
Project Management		GP	
▶ Strategic Intelligence		GP	
School of Law			
Law [LLM: Master of Laws in American Law for Foreign Lawyers; JD: Juris Doctor for Foreign Lawyers]		GP	GP
Health Law		●	
School of Medicine			
▶ Anatomy		●	●
▶ Biochemistry and Molecular Biology			●
Family Therapy		●	
▶ Health Data Science		GP	
Health Outcomes Research			●
Medical Family Therapy			●
Medicine			●
▶ Molecular Microbiology and Immunology			●
▶ Pathology			●
▶ Pharmacology and Physiology			●
School of Nursing			
Nursing [MS Nurse Practitioner Concentrations: Adult-Gerontological Acute Care Nurse Practitioner; Family Nurse Practitioner; Pediatric Primary Care Nurse Practitioner; Family Psychiatric-Mental Health Nurse Practitioner; Nurse Educator Option]	●	●	●
College for Public Health and Social Justice			
Applied Behavior Analysis		●	
▶ Biostatistics	MS		
▶ Biostatistics and Health Analytics		●	
Criminology and Criminal Justice	GE	●	
Health Administration		●	
Health Management	GE		
▶ Public Health [MS Concentrations: Behavioral Science and Health Education; Biosecurity and Disaster Preparedness; Biostatistics; Epidemiology; Global Health; Health Management and Policy; Maternal and Child Health; Public Health Practice]	PH	GP	
Public Health Studies			●
Social Work	GE	●	●
Urban Planning and Development		GP	
Center for Advanced Dental Education			
Endodontics		●	
Orthodontics		●	
Pediatric Dentistry		●	
Periodontics		●	



For current information, visit www.intostudy.com/slu/programs

UNDERGRADUATE ADMISSIONS

We offer several routes to admission. With nearly 90 undergraduate majors, flexible study plans and start dates throughout the year, we'll help you find the option that's right for you.

There's no need to stress about where you start; just focus on where you're going. You can complete your degree at any stage. We don't design our programs for one type of student; our programs are built for every kind of student. Where you begin depends on your grades and English level. Where you end up is where you want to be: graduating with a bachelor's from SLU.

→ **DIRECT ENTRY:** If you meet the academic and English language requirements for your degree program, you can apply directly to Saint Louis University.

To apply, you need the following required documents: declarations, high school transcripts, university transcripts (for transfer applicants), proof of degree, personal statement, accounting of time, passport and English test score. Transcripts must be in English. For more information, visit www.slu.edu/admission/international.

→ **INTERNATIONAL YEAR ONE:** International Year One allows you to begin earning credits toward your degree even if you do not meet the academic and English requirements for direct entry. You will receive additional academic, English language and cultural support to help you successfully complete your first year and graduate in the same amount of time as direct entry students. For more information, visit www.intostudy.com/slu/programs

→ **ENGLISH LANGUAGE PROGRAM:** If you do not meet the direct or International Year One entry language requirements, you can enter our Academic English program to improve your academic and language skills. Once you have achieved the required language level, you can progress to International Year One. Learn more on page 21.

Entry Requirements				
Program	DIRECT**	INTERNATIONAL YEAR ONE*		
		1-SEMESTER	2-SEMESTER	3-SEMESTER
Program requirements	• High school diploma • Additional materials may also be required	High school diploma		
Minimum GPA Equivalent	3.0	2.5	2.5	2.5
TOEFL iBT	80	75 (1.7 subscores in reading and writing)	60 (1.3 subscores in reading and writing)	50 (1.0 subscores in reading and writing)
IELTS	6.5	6.0 (5.5 subscores in reading and writing)	5.5 (5.0 subscores in reading and writing)	5.0 (4.5 subscores in reading and writing)
IELA	176 (1.69 subscores in listening and writing)	172 (1.69 subscores in reading and writing)	162 (1.54 subscores in reading and writing)	154 (1.45 subscores in reading and writing)
Duolingo	125'	120	90	75
Academic English	N/A	N/A	Level 4	Level 3

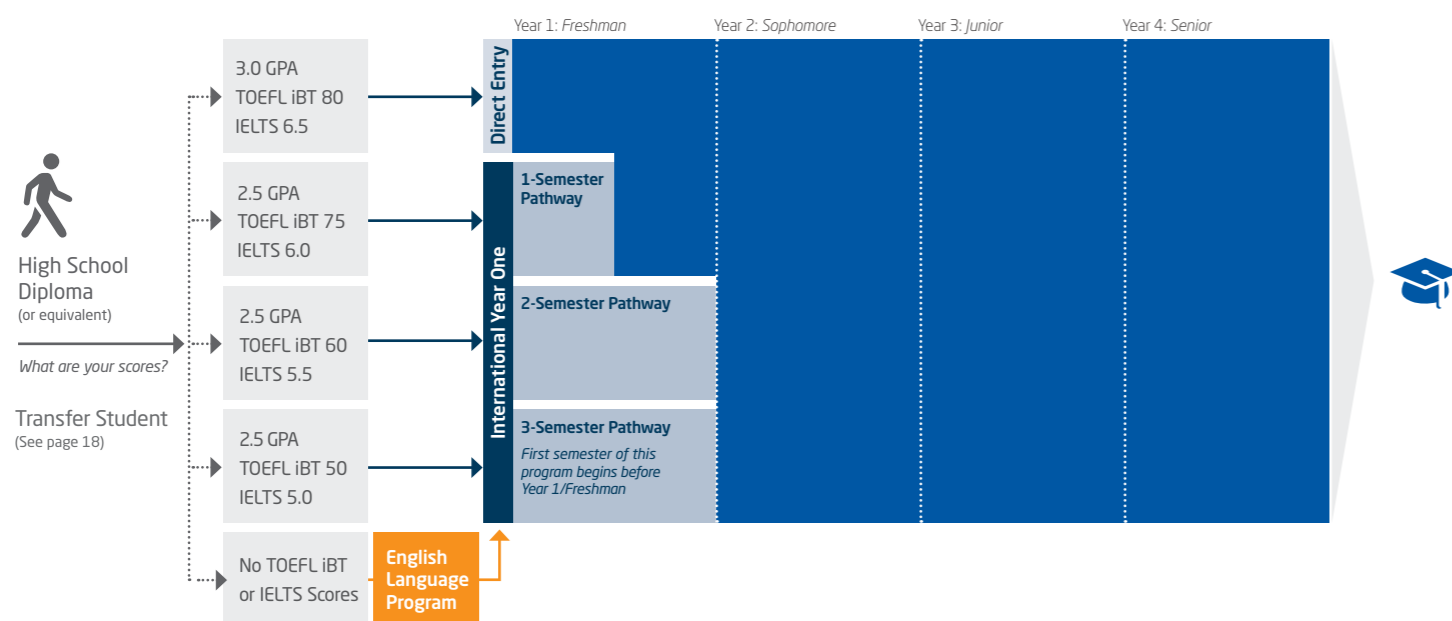
Notes: Entry requirements are subject to change and may vary by program.
 *All International Year One students are required to take an English Language Placement test and a Math Placement test during Orientation.
 **SLU reserves the right to require additional testing on any incoming student's English skills. If it is determined that additional English studies are necessary, you may be required to take the appropriate ESL courses prior to, or concurrent with, enrolling in the university's academic programs. TOEFL iBT and IELTS scores are considered valid for two years. Exceptions may be made on an individual basis.
 †Saint Louis University will accept Duolingo scores from students affected by testing center closures. Contact international@slu.edu for more information about submitting your Duolingo scores.

Institutional Code	TOEFL: 6629	SAT: 6629	ACT: 2352	SLU-Madrid	TOEFL: 7763	SAT: 2856	ACT: 5291
--------------------	-------------	-----------	-----------	------------	-------------	-----------	-----------

Dates		
Program	DIRECT	INTERNATIONAL YEAR ONE
Start Dates	Fall 2021: Aug 2021 Spring 2022: Jan 2022	Fall 2021: Aug 19, 2021 Spring 2022: Jan 13, 2022

US Undergraduate Education System: To graduate with your 4-year undergraduate degree, you need to take the following classes:
Core classes: General education courses can include English composition, social sciences, humanities, history, mathematics and natural/physical science. These are typically taken at the beginning of your degree.
Major classes: These classes will be about the specific field of study you chose. They are typically taken toward the last part of your degree.

Undergraduate Degree Program



International Year One Programs

*Estimated credits remaining after Pathway/Total credit hours needed to complete degree.

**For English Language test subscores, please see entry requirements table on previous page.

Semester	Start Dates		Credits*	Entry Requirements: ** High School Diploma required for all programs					Progression Requirements: All GPAs are minimum cumulative unless otherwise noted	
	Fall	Spring		GPA	TOEFL iBT	IELTS	IELA	Duolingo	GPA	Other
Aeronautics										
3-Semester	•	•	104-106/120-122	2.5	50	5.0	154	75	2.7	<ul style="list-style-type: none"> • Successful Completion of Writing Portfolio • Grade of B or better in all classes counting toward major • No C-/D/F/W/I/P/NP/S/U grades
2-Semester	•	•	107-109/120-122		60	5.5	162	90		
1-Semester	•	•	113-115/120-122		75	6.0	172	120		
Aerospace Engineering										
3-Semester	•	•	108/127	2.5	50	5.0	154	75	2.7	<ul style="list-style-type: none"> • Successful Completion of Writing Portfolio • Grade of B or better in all classes counting toward major • No C-/D/F/W/I/P/NP/S/U grades
2-Semester	•	•	111/127		60	5.5	162	90		
1-Semester	•	•	119/127		75	6.0	172	120		
Arts										
3-Semester	•	•	97/120	2.5	50	5.0	154	75	2.7	<ul style="list-style-type: none"> • Successful Completion of Writing Portfolio • Grade of B or better in all classes counting toward major • No C-/D/F/W/I/P/NP/S/U grades • Portfolio review required if applying to studio art • Musical audition required if applying to music.
2-Semester	•	•	100/120		60	5.5	162	90		
Business										
3-Semester	•	•	94/120	2.5	50	5.0	154	75	2.7	<ul style="list-style-type: none"> • Successful Completion of Writing Portfolio • Grade of B or better in all classes counting toward major • No C-/D/F/W/I/P/NP/S/U grades
2-Semester	•	•	97/120		60	5.5	162	90		
1-Semester	•	•	105/120		75	6.0	172	120		
Computer Science										
3-Semester	•	•	93/120	2.5	50	5.0	154	75	2.7	<ul style="list-style-type: none"> • Successful Completion of Writing Portfolio • Grade of B or better in all classes counting toward major • No C-/D/F/W/I/P/NP/S/U grades
2-Semester	•	•	96/120		60	5.5	162	90		
1-Semester	•	•	103/120		75	6.0	172	120		
Engineering										
3-Semester	•	•	106-110/124-128	2.5	50	5.0	154	75	2.7	<ul style="list-style-type: none"> • Successful Completion of Writing Portfolio • Grade of B or better in all classes counting toward major • No C-/D/F/W/I/P/NP/S/U grades
2-Semester	•	•	109-113/124-128		60	5.5	162	90		
1-Semester	•	•	116-120/124-128		75	6.0	172	120		
General										
3-Semester	•	•	97-98/120	2.5	50	5.0	154	75	2.7 ¹	<ul style="list-style-type: none"> • Successful Completion of Writing Portfolio • Grade of B or better in all classes counting toward major • No C-/D/F/W/I/P/NP/S/U grades
2-Semester	•	•	100-101/120		60	5.5	162	90		
1-Semester	•	•	107/120		75	6.0	172	120		
Health Information Management										
3-Semester	•	•	91/124	2.5	50	5.0	154	75	2.5	<ul style="list-style-type: none"> • Successful Completion of Writing Portfolio • Grade of B or better in all classes counting toward major • No C-/D/F/W/I/P/NP/S/U grades
2-Semester	•	•	94/124		60	5.5	162	90		
Mathematics and Statistics										
3-Semester	•	•	96/120	2.5	50	5.0	154	75	2.5	<ul style="list-style-type: none"> • Successful Completion of Writing Portfolio • Grade of B or better in all classes counting toward major • No C-/D/F/W/I/P/NP/S/U grades
2-Semester	•	•	99/120		60	5.5	162	90		
1-Semester	•	•	106/120		75	6.0	172	120		
Public Health										
3-Semester	•	•	90/120	2.5	50	5.0	154	75	2.7	<ul style="list-style-type: none"> • Successful Completion of Writing Portfolio • Grade of B or better in all classes counting toward major • No C-/D/F/W/I/P/NP/S/U grades • Personal statement
2-Semester	•	•	93/120		60	5.5	162	90		
1-Semester	•	•	105/120		75	6.0	172	120		
Science										
3-Semester	•	•	98/120	2.5	50	5.0	154	75	2.5	<ul style="list-style-type: none"> • Successful Completion of Writing Portfolio • Grade of B or better in all classes counting toward major • No C-/D/F/W/I/P/NP/S/U grades
2-Semester	•	•	101/120		60	5.5	162	90		
1-Semester	•	•	106/120		75	6.0	172	120		

Entry and progression requirements are subject to change and may vary by program. ¹GPA may vary depending on major

[SAMPLE INTERNATIONAL YEAR ONE PROGRAM] Business				
2-Semester Pathway	Degree Program Components	Program Information		
Fall: August 19, 2021 Spring: January 13, 2022	120 credit hour program 23 credit hours apply from Pathway 97 credit hours remaining toward degree			
Entry Requirements	Semester 1	Course Title	Credit Hours	
<ul style="list-style-type: none"> • Secondary/high school degree or equivalent • 2.5 minimum GPA on 4.0 scale • Language requirement: <ul style="list-style-type: none"> • TOEFL iBT 60 (1.3 subscores in reading and writing) or • IELTS 5.5 (5.0 subscores in reading and writing) or • IELA 162 (1.54 subscores in reading and writing) or • Duolingo 90 	EAP 1000	Academic Writing and Editing Skills I	3	
		EAP 1020	Academic Reading and Study Skills I	3
		EAP 1030	Academic Presentations and Speaking Skills	1
		MATH 1200	College Algebra or higher	3
		POLS 1000 or POLS 1600 or THEO 1000	Introduction to Politics or Introduction to International Politics or Theological Foundations	3
		UNIV 1010	University 101: Enhancing First-Year Success	1
		EAP 1010	Recitation Lab	1
		EAP 1210	Math Recitation Lab	1
		Total	16	
	Semester 2	Course Title	Credit Hours	
		EAP 1200	Academic Writing and Editing Skills II	3
		EAP 1220	Academic Reading and Study Skills II	3
		MATH 1320	Survey of Calculus (or higher)	3
		FPA 1000 or WGST 1900	Introduction to the Arts or Introduction to Women's and Gender Studies	3
		BIZ 1000¹	Business Foundations (includes Excel lab)	1
		EAP 1010	Recitation Lab	1
		EAP 1215	Business Recitation Lab	1
		Total	15	
1-Semester Pathway	Degree Program Components			
Fall: August 19, 2021 Spring: January 13, 2022	120 credit hour program 15 credit hours apply from Pathway 105 credit hours remaining toward degree			
Entry Requirements	Semester 1	Course Title	Credit Hours	
<ul style="list-style-type: none"> • Secondary/high school degree or equivalent • 2.5 minimum GPA on 4.0 scale • Language requirement: <ul style="list-style-type: none"> • TOEFL iBT 75 (1.7 subscores in reading and writing) or • IELTS 6.0 (5.5 subscores in reading and writing) or • IELA 172 (1.69 Reading and Writing) or • Duolingo 120 	EAP 1200	Academic Writing and Editing Skills II	3	
		EAP 1220	Academic Reading and Study Skills II	3
		MATH 1320	Survey of Calculus or higher	3
			General Elective	3
		EAP 1010	Recitation Lab	1
		BIZ 1000¹	Business Foundations (includes Excel lab)	1
		EAP 1215	Business Recitation Lab	1
		UNIV 1010	University 101: Enhancing First-Year Success	1
		Total	16	

www.business.slu.edu

Notes
¹BIZ 1000 lab is graded on 5/10 scale. Students achieving a "5" in this lab would be considered passing.
 These courses are generally delivered through the INTO SLU Center and are for Pathway students only.



GRADUATE ADMISSIONS

SLU is home to more than 100 graduate programs, including 12 that are ranked among the top 50 in the nation by *U.S. News & World Report 2021*. There are multiple ways you can begin your graduate-level studies.

How you start your program depends on your academic profile and your English level. How you finish your program is exactly how you pictured: graduating with a master's or doctorate from SLU.

→ **DIRECT ENTRY:** If you meet the academic and English language requirements for your degree program, you can apply directly to SLU.

To apply, you will need the following required documents: declarations, university transcripts, proof of degree, personal statement (for certain programs), résumé (for certain programs), 2-3 letters of recommendation (for certain programs), GRE scores (for certain programs) and English test scores. An application fee may apply.

Graduate degrees are competitive, and an extensive review of your application will be done. Please expect a longer turnaround for an admissions decision. For more information, visit www.slu.edu/admission/graduate

→ **GRADUATE PATHWAY:** Our Graduate Pathways allow you to begin earning credits toward your degree even if you do not meet the academic and English requirements for direct entry. The program will help build the academic foundation and essential English language skills you need to successfully progress to your graduate degree. For more information, visit www.intostudy.com/slu/programs

→ **ENGLISH LANGUAGE PROGRAM:** If you do not meet the direct or Graduate Pathway program entry language requirements, you can enter our Academic English program to improve your academic and language skills. Once you have achieved the required language level, you can progress to a Graduate Pathway. Learn more on page 21.

Entry Requirements			
Program	DIRECT ¹	GRADUATE PATHWAY	
		1-SEMESTER	2-SEMESTER
Program requirements	<ul style="list-style-type: none"> Undergraduate degree or equivalent Minimum GRE, if required by desired degree program The degree program you select may have additional requirements with which you must comply. 	<ul style="list-style-type: none"> Undergraduate degree or equivalent Minimum GRE/LSAT score, if required by degree program (at progression) The degree program you select may have additional requirements with which you must comply 	
Minimum GPA Equivalent	3.0	2.7-2.75	2.7-3.0
TOEFL iBT	80+	75-83	70-90
IELTS	6.5+	6.0-6.5 (5.5-6.0 subscores in reading and writing)	6.0-7.0
IELA	176+ (169+ subscores in writing and listening)	171-178 (169-173 subscores in reading and writing/listening)	169-173 (162-169 subscores in reading and writing/listening)
Duolingo	N/A	120-140	95-130
Academic English	N/A	N/A	Level 5

Notes: Entry requirements are subject to change and may vary by program.

¹Meeting the minimum admission requirements does not guarantee admission to Saint Louis University or any specific program. Admission decisions may be based on such factors as the suitability of the applicant's research interests, the availability of professors in a particular field of research and the number of qualified applicants.

Dates		
Program	DIRECT	GRADUATE PATHWAY
Start Dates	Fall 2021: Aug 2021 Spring 2022: Jan 2022	Fall 2021: Aug 19, 2021 Spring 2022: Jan 13, 2022

UNDERGRADUATE TRANSFER PROGRAM

Have you earned credits from another college or university and want to transfer to a US university? You can transfer directly to Saint Louis University or choose our Undergraduate Transfer Program (UTP), which is specifically designed to support international students through the process of transferring.

Entry Requirements		
Program	DIRECT TRANSFER	UTP
Program length	N/A	1-Semester, 2-Semester, 3-Semester
Start Dates	Fall: Aug 2021 Spring: Jan 2022	Fall: Aug 19, 2021 Spring: Jan 13, 2022
GPA	2.5 College of Engineering and College of Health Sciences: 2.5-3.0	2.5
TOEFL iBT*	80	50-75 (10-17 subscores in reading and writing)
IELTS*	6.5	5.0-6.0 (4.5-5.5 subscores in reading and writing)
IELA*	176 (169 subscores in listening and writing)	154-175 (145-169 subscores in reading and writing)
Duolingo*	125**	75-120
Minimum Transfer Credits	No minimum, however, students submitting less than 24 transfer credits will also be required to submit high school transcripts.	12
Maximum Transfer Credits	No limit, however, 30 of the final 36 credit hours must be completed at SLU in order to meet graduation requirements.	No limit, however, 30 of the final 36 credit hours must be completed at SLU in order to meet graduation requirements.

Entry requirements are subject to change and may vary by program.

*Language requirements vary by program length

** Saint Louis University will accept Duolingo scores from students affected by testing center closures. Contact international@slu.edu for more information about submitting your Duolingo scores.

Why Choose UTP?

Choosing UTP provides a customized, cost-effective path to your bachelor's degree. Before your program starts, SLU will provide you with an estimate of credits that will transfer to the university. Once you arrive on campus, our friendly staff will be available to help you transition into life at a US university. You will also have access to helpful resources including academic, English language and cultural support. If you do not meet the English language entry requirements for the UTP, you can enter our Academic English program before progressing to the UTP.

UTP Benefits

- Transfer of credits from your college or university-level classes to your degree
- Receive customized curriculum of university credit-bearing courses
- Quick turnaround time for offer (5-7 business days)
- Unofficial pre-arrival credit evaluation (1.5 additional business days after receiving offer letter)
- Guaranteed progression to the majority of undergraduate programs upon successful completion of your UTP
- Academic advising throughout the program including progression and student success advisors

UTP Start Dates

Program	Fall: Aug 19, 2021	Spring: Jan 13, 2022
Aeronautics	● ● ●	● ● ●
Aerospace Engineering	● ● ●	● ● ●
Arts	● ●	● ●
Business	● ● ●	● ● ●
Computer Science	● ● ●	● ● ●
Engineering	● ● ●	● ● ●
General	● ● ●	● ● ●
Health Information Management	● ●	● ●
Mathematics and Statistics	● ● ●	● ● ●
Public Health	● ● ●	● ● ●
Science	● ● ●	● ● ●

● 1-Semester program ● 2-Semester program ● 3-Semester program

Graduate Pathway Programs

*Estimated credits remaining after Pathway/Total credit hours needed to complete degree.

Semester	Start Dates		Credits*	Entry Requirements					Progression Requirements: All GPAs are minimum cumulative unless otherwise noted		
	Fall	Spring		GPA	Relevant undergraduate degree	TOEFL iBT	IELTS	IELA	Duolingo	GPA	Other
Aerospace and Mechanical Engineering											
2-Semester	●	●	21-24/30	2.75	• Undergraduate degree or equivalent in Engineering or closely related field • Current résumé • Professional goals statement • 2 letters of recommendation	70	6.0	169 (162 subscores in reading and listening)	95	3.0	<ul style="list-style-type: none"> • Successful Completion of Writing Portfolio • Grade of B- or better in all courses • No B-/C-/C-/D/F/W/P/NP/S/U grades • GRE score (optional) • Letter of recommendation from a SLU faculty member
1-Semester	●	●	27/30			75 (1.7 subscores in reading and listening)	6.0 (5.5 subscores in reading and listening)	171 (169 subscores in reading and listening)	120		
Analytics											
2-Semester	●	●	21/33	2.75	• Undergraduate degree or equivalent	70 (1.3 subscores in reading and writing)	6.0 (5.5 subscores in reading and writing)	169 (162 subscores in reading and writing)	95	3.0	<ul style="list-style-type: none"> • Successful Completion of Writing Portfolio • Grade of B- or better in all classes counting toward degree • No C-/D/F/W/P/NP/S/U grades
1-Semester	●	●	27/33			75 (1.7 subscores in reading and writing)	6.0 (6.0 subscores in reading and writing)	171 (169 subscores in reading and writing)	120		
Applied Financial Economics											
2-Semester	●		27/39	2.75	• Undergraduate degree or equivalent • 2 letters of recommendation • Professional goal statement • Current résumé	78	6.0	173 (169 subscores in writing and listening)	130	3.0 ¹	<ul style="list-style-type: none"> • Successful Completion of Writing Portfolio • Grade of B- or better in all classes counting toward degree (only one grade of B- will be accepted) • No C-/D/F/W/P/NP/S/U grades
1-Semester		●	30/39			83	6.5 (6.0 subscores in reading and writing)	178 (173 subscores in writing and listening)	140		
Artificial Intelligence											
2-Semester	●	●	18/30	2.75	• Undergraduate degree in Science, Technology, Engineering & Mathematics (STEM) field with evidence of strong computational and mathematical skills • The degree must include Introduction to Programming, Data Structures, Calculus I, Calculus II and Statistics • Professional goal statement (optional) • Letters of recommendation (optional) • GRE (optional)	70 (1.3 subscores in reading and writing)	6.0 (5.5 subscores in reading and writing)	169 (162 subscores in reading and writing)	95	3.0	<ul style="list-style-type: none"> • Successful Completion of Writing Portfolio • Grade of B- or better in all courses counting toward degree • No C-/D/F/W/P/NP/S/U grades
1-Semester	●	●	24/30			75 (1.7 subscores in reading and writing)	6.0 (6.0 subscores in reading and writing)	171 (169 subscores in reading and writing)	120		

Entry and progression requirements are subject to change and may vary by program.

¹Minimum 3.0 cumulative GPA in SLU business courses

Graduate Pathway Programs (continued) *Estimated credits remaining after Pathway/Total credit hours needed to complete degree.

Semester	Start Dates		Credits*	Entry Requirements					Progression Requirements: All GPAs are minimum cumulative unless otherwise noted		
	Fall	Spring		GPA	Relevant undergraduate degree	TOEFL iBT	IELTS	IELA	Duolingo	GPA	Other
Bioinformatics & Computational Biology											
2-Semester	•		21/30	2.75	• Undergraduate degree or equivalent in Biology, Biochemistry, Computer Science, Mathematics, Statistics or closely related field ¹ • Letters of recommendation (optional) • Professional goal statement	70 (1.3 subscores in reading and writing)	6.0 (5.5 subscores in reading and writing)	169 (1.62 subscores in reading and writing)	95	3.0	• Successful Completion of Writing Portfolio • Grade of B- or better in all classes counting toward degree • No C-/D/F/W/P/NP/S/U grades
1-Semester	•		24/30			75 (1.7 subscores in reading and writing)	6.0 (6.0 subscores in reading and writing)	171 (1.69 subscores in reading and writing)	120		
Biomedical Engineering											
2-Semester	•	•	21-24/30	2.75	• Undergraduate degree or equivalent in Engineering or closely related field • Current résumé • Professional goal statement • 2 letters of recommendation	70	6.0	169 (1.62 subscores in reading and listening)	95	3.0	• Successful Completion of Writing Portfolio • Grade of B or better in all courses • No B-/C-/C-/D/F/W/P/NP/S/U grades • GRE score (optional) • Letter of recommendation from a SLU faculty member
1-Semester	•	•	27/30			75 (1.7 subscores in reading and listening)	6.0 (5.5 subscores in reading and listening)	171 (1.69 subscores in reading and listening)	120		
Chemistry											
2-Semester	•	•	24/30	2.7	• Undergraduate degree or equivalent	70 (1.3 subscores in reading and writing)	6.0 (5.5 subscores in reading and writing)	169 (1.62 subscores in reading and writing)	95	3.0	• Successful Completion of Writing Portfolio • Grade of B or better in classes counting toward degree (only one grade of B- will be accepted) • No C-/D/F/W/P/NP/S/U grades • GRE score
1-Semester	•	•	27/30			75 (1.7 subscores in reading and writing)	6.0 (6.0 subscores in reading and writing)	171 (1.69 subscores in reading and writing)	120		
Civil Engineering											
2-Semester	•	•	21-24/30	2.75	• Undergraduate degree or equivalent in Engineering or closely related field • Current résumé • Professional goal statement • 2 letters of recommendation	70	6.0	169 (1.62 subscores in reading and listening)	95	3.0	• Successful Completion of Writing Portfolio • Grade of B or better in all courses • No B-/C-/C-/D/F/W/P/NP/S/U grades • GRE score (optional) • Letter of recommendation from a SLU faculty member
1-Semester	•	•	27/30			75 (1.7 subscores in reading and listening)	6.0 (5.5 subscores in reading and listening)	171 (1.69 subscores in reading and listening)	120		
Computer Science											
2-Semester	•	•	20/33	2.75	• Undergraduate degree in Computer Science or closely related field • The degree must include Introduction to Programming, Data Structures, Object-Oriented Design, Computer Architecture, Algorithms, Operating Systems, as well as Calculus I, Calculus II, Statistics, and a substantial course in discrete mathematics • Professional goal statement (optional) • Letters of recommendation (optional) • GRE (optional)	70 (1.3 subscores in reading and writing)	6.0 (5.5 subscores in reading and writing)	169 (1.62 subscores in reading and writing)	95	3.0	• Successful Completion of Writing Portfolio • Grade of B or better in all courses counting toward degree • No C-/D/F/W/P/NP/S/U grades
1-Semester	•	•	26/33			75 (1.7 subscores in reading and writing)	6.0 (6.0 subscores in reading and writing)	171 (1.69 subscores in reading and writing)	120		
Cybersecurity											
2-Semester	•	•	21/33	2.75	• Undergraduate degree or equivalent	70 (1.3 subscores in reading and writing)	6.0 (5.5 subscores in reading and writing)	169 (1.62 subscores in reading and writing)	95	3.0	• Successful Completion of Writing Portfolio • Grade of B or better in all classes counting toward degree • No C-/D/F/W/P/NP/S/U grades
1-Semester	•	•	27/33			75 (1.7 subscores in reading and writing)	6.0 (6.0 subscores in reading and writing)	171 (1.69 subscores in reading and writing)	120		
Electrical and Computer Engineering											
2-Semester	•	•	21-24/30	2.75	• Undergraduate degree or equivalent in Engineering or closely related field • Current résumé • Professional goal statement • 2 letters of recommendation	70	6.0	169 (1.62 subscores in reading and listening)	95	3.0	• Successful Completion of Writing Portfolio • Grade of B or better in all courses • No B-/C-/C-/D/F/W/P/NP/S/U grades • GRE score (optional) • Letter of recommendation from a SLU faculty member
1-Semester	•	•	27/30			75 (1.7 subscores in reading and listening)	6.0 (5.5 subscores in reading and listening)	171 (1.69 subscores in reading and listening)	120		
Engineering Physics											
2-Semester	•	•	21-24/30	2.75	• Undergraduate degree or equivalent in Engineering or closely related field • Current résumé • Professional goal statement • 2 letters of recommendation	70	6.0	169 (1.62 subscores in reading and listening)	95	3.0	• Successful Completion of Writing Portfolio • Grade of B or better in all courses • No B-/C-/C-/D/F/W/P/NP/S/U grades • GRE score (optional) • Letter of recommendation from a SLU faculty member
1-Semester	•	•	27/30			75 (1.7 subscores in reading and listening)	6.0 (5.5 subscores in reading and listening)	171 (1.69 subscores in reading and listening)	120		
Health Data Science											
2-Semester	•		18/30	2.75	• Undergraduate degree or equivalent in Mathematics, Statistics, Computer Science, Biology or closely related field • Previous coursework in calculus, computer science and/or statistics • Current résumé • 2 letters of recommendation	70 (1.3 subscores in reading and writing)	6.0 (5.5 subscores in reading and writing)	169 (1.62 subscores in reading and writing)	95	3.0	• Successful Completion of Writing Portfolio • Grade of B or better in all classes counting toward degree • No C-/D/F/W/P/NP/S/U grades
1-Semester	•		24/30			75 (1.7 subscores in reading and writing)	6.0 (6.0 subscores in reading and writing)	171 (1.69 subscores in reading and writing)	120		
Information Systems											
2-Semester	•	•	21/33	2.75	• Undergraduate degree or equivalent	70 (1.3 subscores in reading and writing)	6.0 (5.5 subscores in reading and writing)	169 (1.62 subscores in reading and writing)	95	3.0	• Successful Completion of Writing Portfolio • Grade of B- or better in classes counting toward degree • No C-/D/F/W/P/NP/S/U grades
1-Semester	•	•	27/33			75 (1.7 subscores in reading and writing)	6.0 (6.0 subscores in reading and writing)	171 (1.69 subscores in reading and writing)	120		
Law (JD: Juris Doctor for Foreign Lawyers)											
2-Semester	•		91/91	3.0	• First degree in law adequate for Bar qualification in home country (LLB or equivalent) • Current résumé • Statement of purpose • Character and fitness questionnaire • 2 letters of recommendation	90	7.0	N/A	N/A	3.0	• Successful Completion of Writing Portfolio • Grade of B or better in Introduction to US Law course • No C-/D/F/W/P/NP/S/U grades • LSAT score of 152 or above • Complete LSAC Credential Assembly Service (CAS) file required • SLU Law JD application
Law (LLM: Master of Laws in American Law for Foreign Lawyers)											
2-Semester	•	•	19/24	2.75	• First degree in law adequate for Bar qualification in home country (LLB or equivalent) • Current résumé • Statement of purpose • 2 letters of recommendation	79	6.5	N/A	130	3.0	• Successful Completion of Writing Portfolio • Grade of B or better in all law courses • No C-/D/F/W/P/NP/S/U grades
Leadership and Organizational Development											
2-Semester	•	•	21/33	2.75	• Undergraduate degree or equivalent	70 (1.3 subscores in reading and writing)	6.0 (5.5 subscores in reading and writing)	169 (1.62 subscores in reading and writing)	95	3.0	• Successful Completion of Writing Portfolio • Grade of B- or better in classes counting toward degree • No C-/D/F/W/P/NP/S/U grades
1-Semester	•	•	27/33			75 (1.7 subscores in reading and writing)	6.0 (6.0 subscores in reading and writing)	171 (1.69 subscores in reading and writing)	120		
Mathematics											
2-Semester	•	•	18/30	2.75	• Undergraduate degree or equivalent in Mathematics or closely related field	70	6.0 (5.5 subscores in reading and writing)	169 (1.62 subscores in reading and writing)	95	3.0	• Successful Completion of Writing Portfolio • Grade of B- or better in classes counting toward degree • No C-/D/F/W/P/NP/S/U grades
1-Semester	•	•	24/30			75	6.0 (6.0 subscores in reading and writing)	171 (1.69 subscores in reading and writing)	120		
MBA											
2-Semester	•	•	36/48	2.75	• Undergraduate degree or equivalent • Current résumé • 13 months minimum work experience • 2 professional references • Professional goal statement	78	6.0	173 (1.69 subscores in writing and listening)	130	3.0 ³	• Successful Completion of Writing Portfolio • Grade of B- or better in classes counting toward degree (only one grade of B- will be accepted) • No C-/D/F/W/P/NP/S/U grades
1-Semester	•	•	39/48			83	6.5 (6.0 subscores in reading and writing)	178 (1.73 subscores in writing and listening)	140		

Entry and progression requirements are subject to change and may vary by program. ¹Minimum 3.0 cumulative GPA in SLU business courses. ²It is recommended students have most of the following: a year of biology, chemistry, and calculus, molecular and cellular biology, genetics, introduction to programming, data structures, discrete math, and statistics. ³Minimum 3.0 cumulative GPA in SLU business courses.

Nutrition and Dietetics⁴											
2-Semester	•	•	25/34	2.75	• Undergraduate degree in Nutrition or Dietetics or equivalent • 3 letters of recommendation • Professional goal statement • Current résumé	70 (1.3 subscores in reading and writing)	6.0 (5.5 subscores in reading and writing)	169 (1.62 subscores in reading and writing)	95	3.0	• Successful Completion of Writing Portfolio • Grade of B- or better in all classes counting toward degree • No C-/D/F/W/P/NP/S/U grades • GRE 140 overall
1-Semester	•	•	28/34			75 (1.7 subscores in reading and writing)	6.0 (6.0 subscores in reading and writing)	171 (1.69 subscores in reading and writing)	120		
Professional Studies											
2-Semester	•	•	21/33	2.75	• Undergraduate degree or equivalent	70 (1.3 subscores in reading and writing)	6.0 (5.5 subscores in reading and writing)	169 (1.62 subscores in reading and writing)	95	3.0	• Successful Completion of Writing Portfolio • Grade of B- or better in all classes counting toward degree • No C-/D/F/W/P/NP/S/U grades
1-Semester	•	•	27/33			75 (1.7 subscores in reading and writing)	6.0 (6.0 subscores in reading and writing)	171 (1.69 subscores in reading and writing)	120		
Project Management											
2-Semester	•	•	21/33	2.75	• Undergraduate degree or equivalent	70 (1.3 subscores in reading and writing)	6.0 (5.5 subscores in reading and writing)	169 (1.62 subscores in reading and writing)	95	3.0	• Successful Completion of Writing Portfolio • Grade of B- or better in classes counting toward degree • No C-/D/F/W/P/NP/S/U grades
1-Semester	•	•	27/33			75 (1.7 subscores in reading and writing)	6.0 (6.0 subscores in reading and writing)	171 (1.69 subscores in reading and writing)	120		
Public Health											
2-Semester	•	•	36-42/48-54	2.75	• Undergraduate degree or equivalent in related field	70	6.0 (5.5 subscores in reading and writing)	169 (1.62 subscores in reading and writing)	95	3.0	• Successful Completion of Writing Portfolio • Grade of B- or better in all classes counting toward degree • No C-/D/F/W/P/NP/S/U grades • 2 letters of recommendation • Personal statement
1-Semester	•	•	42-48/48-54			75	6.0 (6.0 subscores in reading and writing)	171 (1.69 subscores in reading and writing)	120		
Software Engineering											
2-Semester	•	•	17/30	2.75	• Undergraduate degree in Computer Science, Software Engineering, or closely related field • Letters of recommendation (optional) • GRE (Optional) • The degree must include Introduction to Programming, Data Structures, as well as Calculus I, Calculus II and a substantial course in discrete mathematics. • Professional goal statement (optional)	70 (1.3 subscores in reading and writing)	6.0 (5.5 subscores in reading and writing)	169 (1.62 subscores in reading and writing)	95	3.0	• Successful Completion of Writing Portfolio • Grade of B- or better in all courses counting toward degree • No C-/D/F/W/P/NP/S/U grades
1-Semester	•	•	23/30			75 (1.7 subscores in reading and writing)	6.0 (6.0 subscores in reading and writing)	171 (1.69 subscores in reading and writing)	120		
Strategic Intelligence											
2-Semester	•	•	21/33	2.75	• Undergraduate degree or equivalent • Letters of recommendation (optional) • GRE (Optional)	70 (1.3 subscores in reading and writing)	6.0 (5.5 subscores in reading and writing)	169 (1.62 subscores in reading and writing)	95	3.0	• Successful Completion of Writing Portfolio • Grade of B- or better in classes counting toward degree • No C-/D/F/W/P/NP/S/U grades
1-Semester	•	•	27/33			75 (1.7 subscores in reading and writing)	6.0 (6.0 subscores in reading and writing)	171 (1.69 subscores in reading and writing)	120		
Supply Chain Management											
2-Semester	•	•	24/33	2.75	• Undergraduate degree or equivalent • Current résumé • 2 professional references • Professional goal statement	78	6.0	173 (1.69 subscores in writing and listening)	130	3.0 ⁵	• Successful Completion of Writing Portfolio • Grade of B or better in classes counting toward degree (only one grade of B- will be accepted) • No C-/D/F/W/P/NP/S/U grades
1-Semester	•	•	24/33			83	6.5 (6.0 subscores in reading and writing)	178 (1.73 subscores in writing and listening)	140		
Urban Planning & Development											
2-Semester	•		36/48	2.75	• Undergraduate degree or equivalent • Current résumé • 3 letters of recommendation • Professional goal statement	75	6.0 (6.0 subscores in reading and writing)	171 (1.69 subscores in reading and writing)	120	3.0	• Successful Completion of Writing Portfolio • Grade of B or better in all major classes • No C-/D/F/W/P/NP/S/U grades

Entry and progression requirements are subject to change and may vary by program. ⁴Missing prerequisites may add additional semester(s) to your time to degree. Prerequisites for all concentrations: Biochemistry, Basic Nutrition, Advanced Nutrition, Medical Nutrition Therapy I and II, and Inferential Statistics or equivalent. Prerequisites for the Nutrition and Physical Performance concentration: General Chemistry I and II, Organic Chemistry I, Human Anatomy, Human Physiology, Foundations in Community Nutrition or equivalent, and Nutrition in the Lifecycle. Prerequisites for the Culinary Entrepreneurship concentration: Human Physiology and General Management. Prerequisites for the Medical Nutrition concentration: Nutrition in the Lifecycle, Foundations in Community Nutrition or equivalent, and General Management. ⁵Minimum 3.0 cumulative GPA in SLU business courses.

ACADEMIC ENGLISH

The Academic English program at SLU prepares you for university study in the US. You'll receive high-quality English language instruction and the academic skills to succeed at SLU.

What You Will Learn

- Understand US values in an academic setting.
- Present spoken and written ideas accurately and effectively in English.
- Write research papers with proper use of citations and references.
- Read, understand and critically evaluate academic texts.
- Understand and use vocabulary common to academic disciplines.
- Take useful and accurate notes in academic lectures and presentations.

Content-Based Instruction

Students explore American culture, contemporary American issues, and other topics that build the background knowledge and the study skills students need for success in their Pathway courses.

University and Community Engagement

Academic English students begin making connections with Americans right away. The International Partners Program matches American students with Academic English students for conversation practice and cultural exchange. American student tutors are available to help Academic English students practice their speaking, writing, and study skills. In English through Service classes, students practice English while volunteering at St. Louis area schools, churches and aid centers.

Estimated Academic English (AE) Level Based on Test Scores

All students take a placement test during Orientation to determine their AE level. The table below shows your estimated level of AE based off your standardized test scores.

AE Levels	TOEFL iBT	IELTS	Duolingo
Level 1	< 35	< 4.0	< 55
Level 2	35	4.0	55
Level 3	40	4.5	65
Level 4	50 (1.0 subscores in reading and writing)	5.0 (4.5 subscores in reading and writing)	75
Level 5	60 (1.3 subscores in reading and writing)	5.5 (5.0 subscores in reading and writing)	90

Key Program Facts

- Program lengths: 16 weeks (Fall and Spring), 10 weeks (Summer), 8 weeks (mid-semester; available Fall and Spring)
- Minimum enrollment of 1 semester (except those students in the mid-semester program)
- Minimum age 16
- High school diploma required
- No English language requirement; students will be assessed and placed upon arrival
- 4 undergraduate levels and 5 graduate levels
- Approximately 20 hours of instruction per week (approximately 28 hours in Summer)

Progression Requirements

- International Year One 2-Semester Pathway**
Completion of Academic English Level 4
SLU GPA 2.5 with C or better in all classes
- Graduate 2-Semester Pathway**
Completion of Academic English Level 5
SLU GPA requirement will depend on the program

Start Dates for Academic English

Fall 2021	Spring 2022	Summer 2022
Aug 19, 2021	Jan 13, 2022	May 18, 2022

Start Dates for Mid-Semester Academic English

Fall 2021	Spring 2022	Summer 2022
Oct 19, 2021	Mar 11, 2022	N/A

For more information, visit www.intostudy.com/slu/academic-english

SCHOLARSHIP	AMOUNT	ELIGIBILITY	APPLICATION DATES
INTO SLU Scholarships			
INTO SLU Undergraduate Regional Scholarship	\$500-\$7,500 (up to \$60,000 total over 8 semesters)	International Year One / UTP (1-Semester)	Rolling
	\$500-\$15,000 (up to \$60,000 total over 8 semesters)	International Year One / UTP (2-Semester)	
	\$500-\$22,500 (up to \$60,000 total over 8 semesters)	International Year One / UTP (3-Semester)	
INTO SLU Graduate Regional Scholarship	\$500-\$5,000	Graduate Pathway (1-Semester)	Rolling
	\$500-\$10,000	Graduate Pathway (2-Semester)	

SLU Scholarships (Undergraduate: First Year Students)

SLU Presidential Scholarship	Full Tuition	<ul style="list-style-type: none"> 3.85+ GPA Separate application required 	December 1
SLU Merit-Based Scholarship	\$8,000-\$23,000/year	<ul style="list-style-type: none"> Qualified applicants automatically considered 	December 1- Priority Deadline
SLU Martin Luther King Jr. Scholarship	\$13,000/year minimum when combined with merit scholarship	<ul style="list-style-type: none"> Fully admitted to SLU as an international first-year undergraduate student 3.25+ GPA Separate application required 	February 1
SLU Jesuit High School Scholarship	\$5,000/year	<ul style="list-style-type: none"> Includes high school students graduating from the Cristo Rey Network Qualified applicants automatically considered 	December 1- Priority Deadline
SLU Catholic High School Scholarship	\$4,000/year	<ul style="list-style-type: none"> Qualified applicants automatically considered 	December 1- Priority Deadline

SLU Scholarships (Undergraduate: Transfer Students)

Transfer: Martin Luther King Jr. Scholarship	\$13,000/year minimum when combined with merit scholarship	<ul style="list-style-type: none"> Fully admitted to SLU as an international undergraduate transfer student 3.0+ GPA Completed 24 or more transferable credits Separate application required Application date: February 1 	February 1
Transfer: Merit-Based Scholarship	\$10,000-\$14,000/year	<ul style="list-style-type: none"> Fully admitted to SLU as an international undergraduate transfer student 3.0+ GPA Completed 24 or more transferable credits Qualified applicants automatically considered 	March 1 for fall admission or November 1 for spring admission for priority consideration

SLU-Madrid Scholarships (Undergraduate)

SLU-Madrid Director's Scholarship	Full Tuition	<ul style="list-style-type: none"> 3.85+ GPA Separate application required Scholarship does not apply for students in Academic English Program 	March 1
SLU-Madrid Merit Based Scholarship	1,500€-9,200€/year	<ul style="list-style-type: none"> Qualified applicants automatically considered Scholarship does not apply for students in Academic English Program 	Rolling until August 1
SLU-Madrid Jesuit High School Scholarship	2,500€/year	<ul style="list-style-type: none"> Qualified applicants automatically considered Scholarships do not apply for students in Academic English Program 	Rolling until August 1
SLU-Madrid Catholic High School Scholarship	2,000€/year	<ul style="list-style-type: none"> Qualified applicants automatically considered Scholarships do not apply for students in Academic English Program 	Rolling until August 1
Transfer: SLU-Madrid Merit-Based Scholarship	4,600€-7,600€/year	<ul style="list-style-type: none"> Qualified applicants automatically considered Scholarships do not apply for students in Academic English Program 	Rolling

*UTP students: maximum amount of semesters available for scholarship renewal may be reduced depending on how many transfer credits are accepted.

**Students awarded a scholarship who start in Madrid and finish in St. Louis will continue to receive a corresponding award (note: SLU-Madrid Director's Scholarship award converts into the St. Louis Campus Vice President Scholarship). For more information, visit <https://www.slu.edu/madrid/admissions/scholarships-financial-aid.php>

Amounts subject to change. Limited awards at maximum value.

Find out more about scholarships www.intostudy.com/slu/scholarships

Tuition fees are estimates and may increase year over year. Tuition and fees may vary by degree program. Scholarship interview may be required for some regions.

There are two main semesters per academic year (Fall, Spring), each about 16 weeks long with a shorter Summer semester of 10 weeks.

Undergraduate Programs

Program Length	International Year One or Undergraduate Transfer Program			Undergraduate Direct		SLU-Madrid	
	1 Semester	2 Semesters	3 Semesters	1 Semester	2 Semesters	1 Semester	2 Semesters
TUITION AND FEES	\$28,130	\$48,920	\$59,410	\$24,710	\$48,920	€11,250	€22,500
Housing and Meals*	\$8,290	\$16,570	\$24,850	\$6,780	\$13,560	€3,820	€7,630
Books and Supplies	\$600	\$1,200	\$1,800	\$600	\$1,200	€400	€800
Insurance	\$1,770	\$3,540	\$5,310	\$1,460	\$2,920	Included in tuition	Included in tuition
Other ¹	\$980	\$1,960	\$2,940	\$980	\$1,960	€270	€540
LIVING EXPENSES	\$11,640	\$23,270	\$34,900	\$9,820	\$19,640	€4,490	€8,970
TOTAL EXPENSES	\$39,770	\$72,190	\$94,310	\$34,530	\$68,560	€15,740	€31,470

Graduate Programs

Program Length	Graduate Pathway		Graduate Direct**		Graduate Direct Law**		Graduate Direct Business**	
	1 Semester	2 Semesters	1 Semester	2 Semesters	1 Semester	2 Semesters	1 Semester	2 Semesters
TUITION AND FEES	\$20,010	\$34,800	\$11,880	\$23,240	\$23,310	\$46,110	\$11,300	\$22,100
Housing and Meals*	\$7,200	\$14,400	\$6,120	\$12,250	\$6,120	\$12,250	\$6,120	\$12,250
Books and Supplies	\$500	\$1,000	\$500	\$1,000	\$500	\$1,000	\$500	\$1,000
Insurance	\$1,770	\$3,540	\$1,460	\$2,920	\$1,460	\$2,920	\$1,460	\$2,920
Other ¹	\$3,000	\$6,000	\$3,000	\$6,000	\$3,000	\$6,000	\$3,000	\$6,000
LIVING EXPENSES	\$12,470	\$24,940	\$11,080	\$22,170	\$11,080	\$22,170	\$11,080	\$22,170
TOTAL EXPENSES	\$32,480	\$59,740	\$22,960	\$45,410	\$34,390	\$68,280	\$22,380	\$44,270

Academic English

Program Length	Academic English	Mid-Semester Academic English
	1 Semester	8 Weeks
TUITION AND FEES	\$8,660	\$4,330
Housing and Meals*	\$8,290	\$3,420
Books and Supplies	\$400	\$400
Insurance	\$1,770	\$885
Other ¹	\$980	\$490
LIVING EXPENSES	\$11,440	\$5,195
TOTAL EXPENSES	\$20,100	\$9,525

*Housing and Meals are based on estimated costs and may vary depending on housing and meal plans selected. **Varies by program of study. Visit www.slu.edu for more information.

¹ Costs include personal and miscellaneous expenses e.g laundry, toiletries, healthcare, clothing, transportation and entertainment and will vary depending on personal preference.

All prices are estimated from 2020-21 and are subject to change. Please visit www.intostudy.com/slu/costs for exact pricing.

For details about Terms and Conditions, Country Scales and English Waivers, visit www.intostudy.com/slu/terms

HOW TO APPLY

Choose from two easy ways to apply

1 Apply via your local INTO educational counselor

2 Apply online
Complete our online application form:

INTO SLU Programs:
apply.intostudy.com/slu

Direct Undergraduate:
slu.edu/apply

Direct Graduate:
slu.edu/apply



**SAINT LOUIS
UNIVERSITY™**

INTO Saint Louis University

3721 Laclede Avenue
Beracha Hall, Suite 110
St. Louis, MO 63108
USA

T: +1 314 977 3926

E: INTOadmissions@slu.edu

www.intostudy.com/slu

FIND US ON:

 facebook.com/INTOSLU

 instagram.com/INTOSLU

 twitter.com/intoslu

 myin.to/SLU_YouTube



WeChat: [SaintLouisUni](#)



VIRTUAL CAMPUS TOUR



Take a campus tour from home
with SLU's Virtual Tour at

www.youvisit.com/slu



INTO

Through innovative partnerships with leading universities, we expand opportunities for higher education, ensuring success and transforming the lives of our students and staff.

INTO GIVING

Working across the globe, INTO Giving supports projects that increase access to education and improve the quality of teaching and learning. For more information, visit www.into-giving.com

Discover more online

For students:
www.intostudy.com/slu

For counselors:
partnerportal.intoglobal.com/slu

Connect with us



Education counselor's stamp